

480 Motor Yacht

2005



FEATURES

- Cummins MerCruiser® QSM-11 diesel inboards (T-640 hp)
- Standard Ultraleather HP™ interior seating
- Large salon windows
- Solid surface countertop
- Large storage area with optional washer/dryer, accessed from galley steps
- Large, one-level helm and deck area
- Standard LCD flatscreen TV with DVD in salon
- Large master stateroom with hanging lockers and drawer storage
- Standard generator
- Stereo cockpit remote control with digital display
- Isolation transformers
- Blossom cherry interior finish is standard
- Raymarine® electronics package (VHF & GPS) is standard
- Optional Sea Ray® Navigator™ II with 12.1" PC chartplotter with sunlight-viewable touch-screen LCD
- Sea Ray Owners Club™ membership

SEA RAY® SPORT YACHTS 2005

480 MOTOR YACHT

Overall length w/std. swim platform	50'5"	15.24 m
Beam	15'3"	4.65 m
Draft (inboards)	47"	119.4 cm
Dry weight	38,500 lbs	17,464 kg
Fuel capacity	500 gal	1,892.5 L
Water capacity	120 gal	454.2 L
Holding tank	60 gal	227.1 L
Dead rise	15°	15°

Sea Ray
The Standard of Excellence™

480 Motor Yacht

2005

Features and Standard Equipment

HULL & DECK FEATURES

Bottom Paint
Bow Rail, 316 Stainless Steel w/Safety Line & Port & Starboard Entryways
Canvas Colors (Navy, Green, Tan, Black)
Cleats, Custom Sea Ray® Thru-Bolted - Stainless Steel (8)
Deck Fill Plates, Stainless Steel
Deck Rails, 316 Stainless Steel
Gel Coat, Arctic White
Graphics, Striping
Portlights, Stainless Steel (6 Fixed, 4 Opening)
Resin, High-Performance Vinyl Ester
Rub Rail, PVC w/Stainless Steel Insert
Storage, Transom Wall - (For Fenders & Gear)
Stringer System, Fiberglass Hatman
Swim Platform, Extended w/Concealed Stainless Steel Three-Step Swim Ladder
Thru-Hull Fittings, Color-Coordinated
Vent System, Engine Room - Integral
Window, Aft Stateroom (Kick-Out)
Windows, Tempered/Tinted Glass Bonded-In
Windshield, Aluminum Curved Tri-Section Tinted Glass, Electric Front Vent & Sliding Side Windows
Windshield Washer System w/Stainless Steel Nozzles
Windshield Wipers

Canvas (Sunbrella®):

Canvas Storage Bag
Hardtop Enclosure
Windlass Cover
Windshield Shades

Windlass System:

Anchor Chute, Stainless Steel
Anchor Rope/Chain Storage w/Hatch
Anchor Washdown Spigot
Windlass, Rope/Chain w/Foot Switches (Lofrans® Progress II)

Certifications:

Meets Applicable USCG & ABYC Standards
NMMA Certification

COCKPIT FEATURES

Carpet Liner, Snap-In
Door, Cabin Entry - Acrylic
Door, Transom
Doors, Aft Deck Entry - Acrylic -Port & Starboard
Floor Liner, Fiberglass - Self-Bailing
Handrails, 316 Stainless Steel
Hardtop, Fiberglass, (20x20) Hatch w/Sky Screen Cover, Overhead Lighting & Red Night Lighting
Lighting, 12V
Lighting, 12V w/4-Way Switching Capability
Lighting, Indirect
Outlet, 12V Accessory
Seating, Companion Bench w/Armrests
Seating, Helm - Custom w/Armrests, Heavy-Duty Pedestal, Slide & Electric Vertical Adjustments
Ship's Bell

Skirting, Aft Deck - Molded Fiberglass w/Doors & Storage
Stereo, 12V AM/FM Single CD, Satellite-Ready w/6-Disc CD Changer, Amplifier, Subwoofer, Speakers (4) & Digital Cockpit Remote Control (Clarion®)
Storage, Aft
Storage, Port Cockpit Base
Wet Bar w/Sink, Trash Receptacle, Grab Handles, Stainless Steel Beverage Holders & Ice Maker (120V)

CABIN FEATURES

Blinds, Wood
Carbon Monoxide Monitors
Carpet, Deep-Pile BCF - 44-Ounce
Carpet Runners, Interior (Sunbrella)
Interior Finish
Lighting, 12V Indirect
Outlet, 12V Accessory
Outlets, 120V GFI Protected
Outlets & Switch Plates - Satin Nickel Finish
Pillows, Accent
Shades, Fabric Day/Night w/Drape Trim
Wood Trim, Handcrafted

Salon:

Entertainment Center
- Stereo, 12V AM/FM Single CD, Satellite Ready w/6-Disc CD Changer, Amplifier & Speakers (6) (Clarion)
- Storage, Cabinet - CD & Videotapes
- TV, 20" Flatscreen LCD (120V) w/Remote DVD Player, Coax Outlet & Gain Control Panel
Hatch, Engine Service - Gas-Assisted
Seating, Crescent-Shaped Sofa w/Storage Below (Ultraleather HP™)
Seating, Sofa - Port (Ultraleather HP™)
Storage, Cabinets - Port
Table, Cocktail w/Stools

Dinette:

Seating, Opposing Dinette w/Storage Below
Table, Dinette

Galley:

Breakfast Bar
Coffeemaker, 120V
Countertop, Solid Surface, Sink, Single-Lever Grohe® Faucet & Corian® Sink Cover
Flooring, Wood
Handrails, Stainless Steel
Lighting, Dual-Voltage - 120V/12V
Microwave/Convection Oven, 120V
Power Vent, 12V
Refrigerator/Freezer - Dual-Voltage - 120V/12V
Storage, Upper & Lower w/Designated Plate & Glass Storage
Stove, 240V Recessed Three-Burner w/Corian Cover
Trash Receptacle w/Chute & Corian Cover

Aft Master Stateroom:

Bed, Queen-Size w/Innerspring Mattress, Pillows, Sheets, Coordinated Spread & Storage Below
w/Gas-Assisted Actuators

Door, Privacy
Hanging Lockers, Full-Length Cedar-Lined
Mirror, Full-Length
Nightstand, Built-In
Storage, Dresser Drawer Unit
TV/DVD Combo, 19" - 120V w/Remote & Coax Outlet

Aft Master Stateroom Head/Shower:

Bath Accessories, Chrome
Clothes Hook
Door, Head - Private Access from Vanity Area
Door, Shower - Private Access from Vanity Area
Handrails, Elliptical Stainless Steel
Head (VacuFlush®)
Power Vent, 12V
Shower w/Seat & Adjustable Shower Wand
Storage, Cabinet - Upper
Storage, Medicine Cabinet - Mirrored
Vanity w/Molded Solid Surface Countertop w/Integral Sink, Grohe Faucet & Drawer Storage

Forward Stateroom:

Bed, Full-Size w/Innerspring Mattress, Pillows, Sheets, Coordinated Spread & Drawer Storage Below
Door, Privacy - Sliding Pocket
Hanging Locker, Full-Length w/Lights & Mirrored Doors - Starboard
Mirrored Rope Locker Bulkhead
Storage, Cabinet w/Drawers - Port
Storage, In-Floor
Storage, Side Shelves
TV/DVD Combo, 13" - 120V w/Remote & Coax Outlet

Forward Head/Shower:

Bath Accessories, Chrome
Clothes Hook
Door, Privacy - Access from Forward Stateroom
Door, Privacy - Access from Salon
Handrails, Elliptical Stainless Steel
Head w/Fiberglass Settee Lid (VacuFlush)
Power Vent, 12V
Shower w/Seat, Adjustable Shower Wand & Circular Acrylic Door
Shower Grate, Teak - Removable
Storage, Medicine Cabinet - Mirrored
Vanity w/Solid Surface Countertop, Sink, Grohe Faucet & Storage Below

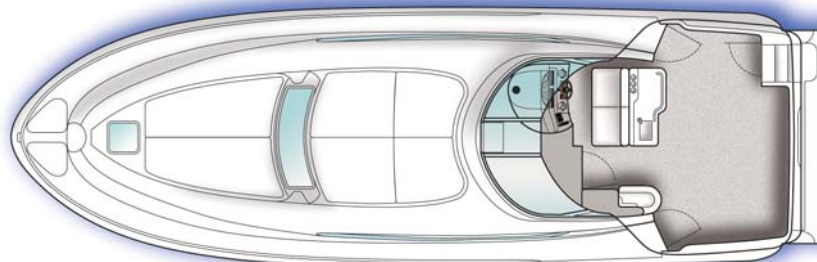
Guest Stateroom:

Bed, Twin (2) - w/Mattresses & Filler Cushions to Convert into King-Size Bed
Door, Privacy
Hanging Locker, Full-Length Cedar-Lined w/Light & Mirrored Door

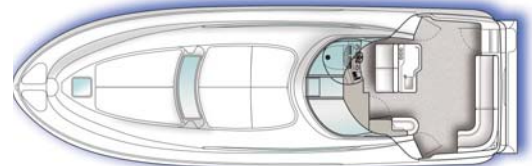
TECHNICAL

Control Station:

Alarms, Engine - Oil, Water & Transmission Oil
Alarms, High-Water - Bilge
Compass
Emergency Engine Stop
Emergency Start System - Engines
Gel-Coated Dash - Nickel



Cockpit Layout w/Standard Seating



Cockpit Layout w/Optional Seating

Horns, Air (Concealed) - Dual Trumpet
Instrument Panel - High-Gloss Burl
Shift & Throttle Controls w/Gold Knobs
SmartCraft™ Diagnostics:

- Instrumentation, Custom Sea Ray® SmartCraft 4-in-1 Multigauges (2) w/Low-Glare Blue Night Lighting & Chrome Bezels (Includes: Fuel Level, Oil Pressure, Voltmeter, Water Temperature)
- SmartCraft System View (Includes: Air & Water Temperature, Combined Fuel Flow/Range, Depth, Engine Alarms/Hourmeters, Engine Synchronizer, GPS Interface, System Maintenance Records)

Steering, Power-Assisted

Steering, Tilt Wheel

Steering Wheel, Wood-Accent

Switch Panel (Backlit) - High-Gloss Burl

Switches, Illuminated Weatherproof Rockers &

Dimmer Control

Systems Monitor, Digital LCD - for Engine Diagnostics & Pump Monitoring

Electronics:

Electronics Circuit, 50 Amp/12V

Raymarine® RayNav 300 GSP w/WAAS

Differential Sensor

Raymarine VHF Radio 230 w/Remote Speaker & 8' Fiberglass Antenna

Electrical Systems:

Batteries, 8-D w/Boxes (2)

Battery Charger/Converter, 120V/50 Amp/12V

Isolators, Galvanic (2)

Panel, Circuit Breaker - Remote

Panel, DC Main Breaker

Panel, Main Distribution - AC

Panel, Main Distribution - DC

Shore Power, Cablemaster (Glendinning)

50 Amp/240V/60 Cycle w/75' Cords & Wireless

Remote (Glendinning Cablemaster is not available w/220V/50 Cycle)

Transformers, Shore Power Isolation - 50

Amp/120V/60 Cycle

TV/Phone Inlet w/TV Antenna, TV Shore Cord &

Phone Shore Cord

Wiring, Color-Coded w/Chafe Protection

Generator:

Remote Start w/Muffler, Freshwater Cooling, Fuel Filter, Seacock & Seawater Strainer, 120V/240V/60 Cycle 13.5 kW Onan® Diesel

(Generator manufacturer and size may vary due to product availability.)

Air Conditioning/Heating:

Zone-Controlled Reverse-Cycle System (38,000 BTU)

Custom Integral Vent System

Engine Room:

Bilge Pumps, 12V Automatic (3)

Bilge Pumps, 12V Automatic High-Water

(1 Bilge, 1 Cabin)

Blowers, 12V Bilge (2)

Engine Drip Sumps

Exhaust, Power Pac/Lift System Mufflers

Fire Suppression System - Automatic w/Manual Pull
Gel-Coated Engine Room, Oyster
Insulation, Engine Room - 2" w/Vinyl Barrier
Ladder, Stainless Steel - Removable
Lighting, 12V
Oil Changer System
Synchronizer, Engines

Fuel System:

Crossover Fuel System

Fuel Filters (3) (Racor®) (2) 75-1000MAX for Engines

(1) 500MA for Generator

Fuel Lines, USCG - Type A-1

Fuel Tanks, Aluminum w/Anti-Siphon Valves & Electric

Sending Units (2)

Water System:

Freshwater Hose & Spigot - Engine Room

Freshwater Washdown Spigot - Cockpit

Freshwater Washdown Spigot - Transom

Pressure Water System w/12V Pump

Shower, Cockpit - Hot & Cold

Water Heater, 240V (20-Gallon)

Water Inlet, Dockside - Stainless Steel

Water Tank (140-Gallon)

Waste Systems:

Head System (VacuFlush®)

Holding Tank Level Indicators - MDP & Head

Holding Tank w/Dockside Pump-Out & Automatic Cut-Off (60-Gallon)

Underwater Gear:

Bonding System w/Zinc Hull Plate

Propeller Shafts, 2 1/2" Stainless Steel (2) -

Aquamet 22

Seacocks on all Underwater Fittings

Seawater Strainers

Shaft Logs, Dripless w/Extra Seal Carrier Kit

Struts, Manganese-Bronze

Trim Tabs, Hydraulic

STANDARD PROPULSION

T-Cummins MerCruiser® QSM-11 Diesel Inboards (T-640 hp - 477 kW)

Options/Accessories

GENERATOR OPTION

220V/50 Cycle (Int'l) 11.0 kW Onan Diesel

(Generator manufacturer and size may vary due to product availability.)

ELECTRONICS OPTIONS

Sea Ray Navigator™ II Individual Options:

Sea Ray Navigator II, GPS/Chartplotter - 12.1" PC w/Sunlight-Viewable Touch-Screen LCD, Water Temp & Depth

Sea Ray Navigator II, w/Radar

Overlay/GPS/Chartplotter - 12.1" PC

w/Sunlight-Viewable Touch-Screen LCD & Koden

4 kW Open Array

Satellite Interface, Skymate Satellite Boat-Monitoring & Communication System w/8' Fiberglass Antenna & Stellar Satellite Communicator (For SRN II primary unit only.)

Auxiliary Sea Ray Navigator II (Intended for chartplotting only. Chart data loaded on primary unit will automatically be loaded on auxiliary unit.)

Raymarine Individual Options:

Raymarine Autopilot - Raypilot ST-7001+

Raymarine C120 GPS/Chartplotter/Radar

w/Integrated 4kW Open Array (12.1" Color LCD)

Auxiliary Raymarine C120 GPS/Chartplotter

Raymarine DSM 250 Fishfinder (Only Available

w/C120 Radar/Chartplotter)

INDIVIDUAL OPTIONS

Air Conditioning/Heating - Cockpit (24,000 BTU)

Bow Thruster

Canvas, Aft Deck Screen Enclosure

Canvas, Dash Cover

DSS Satellite TV System

Flooring, Teak - Cockpit

Flooring, Wood - Dinette

Generator Sound Shield

Gray Water System

Macerator w/Seacock Interlock System

Propellers, Spare w/holders (Pair)

Refrigerator/Icemaker Combo, 120V (In Lieu of Cockpit Icemaker)

Seating, Aft Bench w/Fiberglass Storage Base (Removable)

Sirius® Satellite Receiver w/Antenna

Spotlight w/Dual Halogen Bulbs - Remote-Controlled

Stereo, Bose® Lifestyle 48/DVD w/Acousticmass

Speakers - Master Stateroom

Sun Pad, Forward Deck

Swim Platform, Hydraulic Marine Lift

Table, Cockpit - Fiberglass

Transformer, Shore Power Isolation Boost -

50 Amp/240V/60 Cycle

Vacuum System, Central - 120V/60 Cycle (Beam®)

Washer/Dryer Combo, 120V

Wet Bar Upgrade - Granite-Colored Gel Coat In Lieu

of Std. White

Windlass, All-Chain

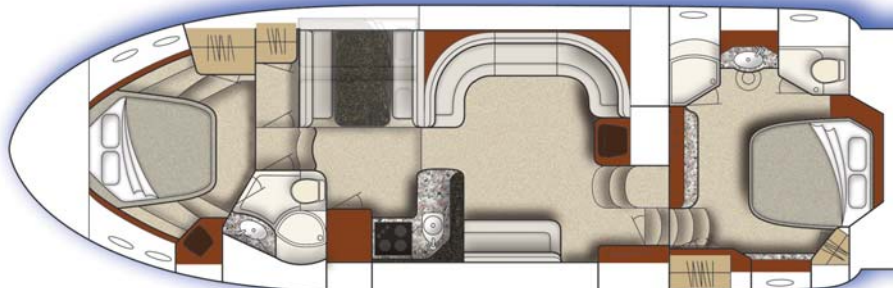
(In Lieu of Std. Rope/Chain)

(Lofrans® Progress II)

Yacht Flag & Flag Pole

CE Option

NOTE: Boats which are ordered with 220V/50 Cycle Electrical Systems will be installed with the appropriate appliances in the corresponding voltage.



Cabin Layout

480 Motor Yacht

2005

Wait a minute. Isn't that you sitting serenely on the aft deck of that gorgeous Sea Ray 480 Motor Yacht? No? Pity. One quick turn of the key, the quiet, magnificent rumble of twin 640-hp Cummins MerCruiser® engines, a stealthy departure (no wake, of course), and you could be on the leeward side of the Caicos before anyone realized you were gone. You could also take along several friends. On the other hand, let them eat conch. Send them a postcard.



The control station is accented by a high-gloss burl panel loaded with custom Sea Ray® backlit instrumentation, as well as illuminated weatherproof rockers and dimmer control. Shift and throttle controls feature gold knobs. The wood-accent wheel with hydraulic steering tilts for easy access to the helm seat. And with the optional bow thruster, you can absolutely handle any docking situation.



The large aft deck has a wet bar with an icemaker. A Clarion® AM/FM CD with six-disc CD changer, four speakers and remote control provides a selection of listening entertainment. A fiberglass hardtop protects you from the elements and textured steps lead to the swim platform with concealed stainless steel three-step ladder.



The galley makes wonderful use of space with a custom-molded fiberglass countertop, sink with Grohe® faucet, recessed three-burner stove, microwave/convection oven, coffeemaker, and a refrigerator/freezer.



A full-size bed with innerspring mattress is the focal point of the forward stateroom. A portside storage cabinet with drawers and starboard full-length hanging locker with lights and mirrored doors provide storage. There's also a TV/DVD combo, as well as private access to the main head compartment.



The aft master stateroom features a queen-size bed, full-length cedar-lined hanging lockers, built-in nightstand and a huge built-in storage unit with storage shelves and drawers, as well as a TV/DVD combo.



Salon table provides additional room for dining.

Sea Ray Boats, 2600 Sea Ray Blvd., Knoxville, TN 37914. For information call 1-800-SRBOATS or fax 1-636-326-3282. Internet address: <http://www.searay.com>
Note: Not all accessories shown in pictures or described herein are standard equipment or even available as options. Options and features are subject to change without notice. Not all model year boats may contain all the features or meet the specifications described herein. Confirm availability of all accessories and equipment with an authorized Sea Ray dealer prior to purchase. Printed in the U.S.A. July 2004 ©Sea Ray Boats.

ABYC
Sponsor of ABYC Marine
Certification School

CE

Sea Ray
The Standard of Excellence™

