



STANDARD PROPULSION

Mercury® 115 Pro XS® Outboard
(115 hp / 86 kW)



FUEL CAPACITY

30 gal / 114 L



LENGTH OVERALL

19'6" / 5.94 m
with integral swim platform



LENGTH OVERALL

21'9" / 6.63 m
with outboard engine



BEAM

8'4" / 2.54 m



DRAFT

31" / 79 cm (outboard down)
18" / 46 cm (outboard up)



DRY WEIGHT

2,754 lb / 1,249 kg



DEADRISE

19°




CAPACITY

10 people / 1,477 lb / 670 kg
Maximum: 2,239 lb / 1,016 kg


FEATURES

- Mercury Pro XS® outboard offers lightning quick acceleration
- Mercury VesselView® Mobile – links to your iPhone® or Android™ mobile device via Bluetooth® technology
- Standard single axle painted trailer with disc brakes and swing-away tongue with LED Lighting
- Three optional functional and convenience trim packages: Appearance, Elevation & Stainless Steel Component Upgrade Package
- Premium FUSION® audio system with Bluetooth®, Apple AirPlay® & Digital Signal Processing

EXTERIOR COLORS



ARCTIC WHITE



BLACK



HORIZON



SEA RAY BLUE



QUANTUM BLUE



RALLY RED

STANDARD FEATURES

HULL & DECK FEATURES

- Bow & Stern Eyes, Stainless Steel
- Cleats, Thru-Bolted – 6" Stainless Steel with Sea Ray Logos (6)
- Deck Fuel Fill Plate, Stainless Steel
- Drain Plug, Brass-Threaded – Garboard
- Gel Coat, Arctic White
- Light, Stern (All Around) – Removable
- Lights, Navigation (Bow)
- Resin, High-Performance Vinylester
- Rub Rail, Black PVC with Vinyl Insert
- Ski Tow Pylon
- Stringer System, Fiberglass
- Swim Platform, Integral with Stainless Steel, Four-Step Swim Ladder
- Thru-Hull Fittings
- Windshield, Custom Five-Piece with Matte Black Frame, Tempered/Tinted Glass & Walk-Thru

COCKPIT FEATURES

- Beverage Holders
- Cockpit Vinyl Color – Ivory (White Base Vinyl with Brown Accent Vinyl)
- Dash, White with Color Matched Visor
- Floor, Finished Fiberglass
- Glove Box, Vinyl Wrapped & Lockable
- Grab Handles, Plastic
- Outlet, 12V Accessory
- Storage, Ski/Wakeboard with Matting & Gas-Assisted Fiberglass Lid
- Sun Pad with Port Transom Walkthrough
- Vinyl, Marine Grade with Mildew & UV Protection

SEATING

- Bow: Seats with Cushions & Storage Below, Port & Stbd Bolsters & Center Section Facing Aft
- Cockpit: Aft Bench Seat with Sunpad & Insulated Cooler
- Companion Seat: Bench Seat with Stowable Forward Seat Cushion & Removable Aft Bolster
- Helm: Bucket with Swivel and Slider & Flip-Up Bolster

TECHNICAL FEATURES

HELM

- Alarms, Engine – Oil & Water (Audible)
- Horn
- Instrumentation, Custom Sea Ray Backlit with Glass Lenses & Low-Glare Night Lighting (Includes: Fuel, Oil Pressure, Speedometer, Tachometer with LCD Hour Meter, Trim & Water Temperature)
- Mercury VesselView® Mobile
- Shift & Throttle Lever with Trim Switch & Lanyard Stop Switch
- Steering, Hydraulic Tilt Wheel, Isotta
- Stereo, FUSION® SRX400 12V AM/FM with Bluetooth™, Wi-Fi Audio Streaming & 2 Pair of FUSION 6.5" Speakers
- Switch Panel with Weatherproof Lighted Chrome Toggle Switches
- Tilt & Trim, Power

BILGE / ENGINE COMPARTMENT

- Bilge Pump, 12V Automatic
- Gel-Coated Compartment

ELECTRICAL SYSTEMS

- Battery Tray with Mount
- Fuse Block
- Wiring, Color-Coded with Chafe Protection

FUEL SYSTEMS

- Evaporative Emissions Fuel System
- Fuel Lines, USCG – Type A-1
- Fuel Tank with Anti-Siphon Valve & Electric Sending Unit

TRAILER

- Single Axle, 3,100# Capacity – Painted
- Bearing Protection
- Brakes, Free-Backing Hydraulic Surge Disc
- Lights, Submersible LED
- Safety Chains
- Straps, Transom Tie-Down
- Tongue, Swing Away
- Tongue Jack, Swivel
- Winch Stand, Adjustable with Nylon Strap & Hook

STANDARD PROPULSION

- Mercury® 115 Pro XS® Outboard – Black (115 hp / 86 kW)
- Propeller, Aluminum

OPTIONS & ACCESSORIES

OPTIONAL PROPULSION

- Mercury 150 FourStroke Outboard – Black (150 hp / 112 kW)

OPTIONAL PACKAGES

- Appearance Package (Includes: LED Lighting, Stainless Steel & Upholstery Upgrades)
- Elevation Package (Includes Water Sports Tower – Forward Facing & Folding Aluminum with Integral Bimini Top & Anchor Light; Premium Ski Mirror; Wakeboard Racks)
- Stainless Steel Component Upgrade (Includes: Rub Rail Insert, Drink Holders, Latches & Grab Handles)

EXTERIOR COLOR

- Gel Coat, Colored Hull Side
- Gel Coat, Full Hull Color
- Gel Coat, Hull Bottom Color – Black or White
- Hull Graphics – Champagne or Silver

UPHOLSTERY, INTERIOR, SEATING & FLOORING

- Cockpit Vinyl Color – Dune
- Cockpit Vinyl Color – Stone
- Flooring Color: Brown or Grey
- Portside Companion Bucket Seat (In-lieu-of std Bench Seat)
- SeaDek Swim Platform Matting (Glue Down)
- Snap In Carpet – Bow & Cockpit
- Snap In Seadek – Bow & Cockpit
- Snap In Infinity Woven Vinyl Flooring – Bow & Cockpit

TOWERS & CANVAS

- Bimini Top & Boot with Stainless Steel Ball & Socket Hardware
- Canvas Color: Black, Marine Midnight Blue or Toast Tweed
- Canvas Enclosure Package (Includes Bimini Top with Boot with Stainless Steel Ball & Socket Hardware; Aft, Front & Side Curtains; Cockpit & Tonneau Covers; Canvas Storage Bag)
- Cockpit Cover with Tonneau Cover
- Mooring Cover – Available in Black Only
- Watersports Tower with Bimini

ELECTRONICS

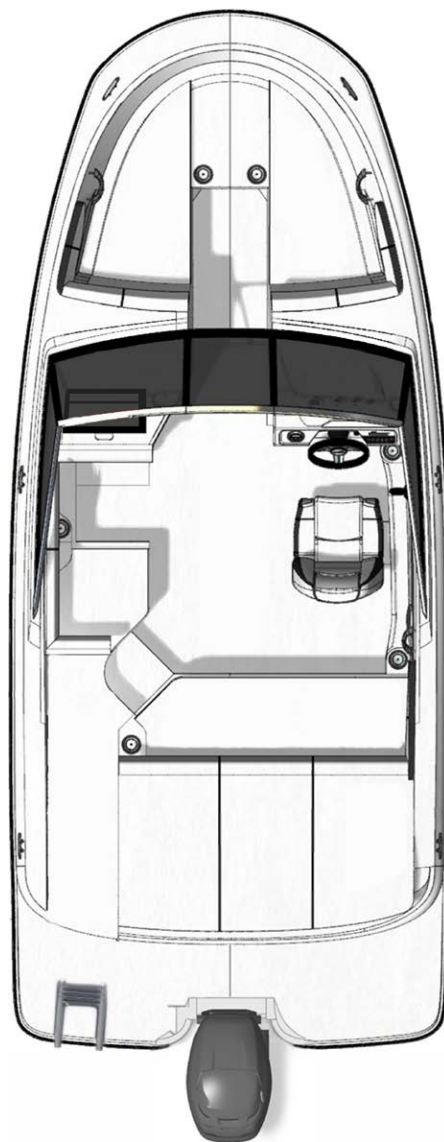
- Chartplotter / Sonar 5" (Includes: Simrad G05 (5") Touchscreen Display; Chartplotter with Preloaded Charts; Transducer with Water Temperature, Depth & Fishfinder; 5" Tachometer & 4" Multifunction Gauges)
- Digital Dash with Mercury VesselView Link 9" (Includes: Simrad G09 (9") Touchscreen Display with Mercury Vessel View Link Data; Chartplotter with Preloaded Charts; Transducer with Depth, Water Temperature, Fishfinder & Active Trim – Automatic Engine Trim System)
- Depth Finder
- Premier Audio Upgrade (Includes: 2 Pair of FUSION 6.5" Signature Series Speakers, 10" Signature Series Subwoofer & Signature Series 5 Channel 1600W Amp)

ADDITIONAL OPTIONS

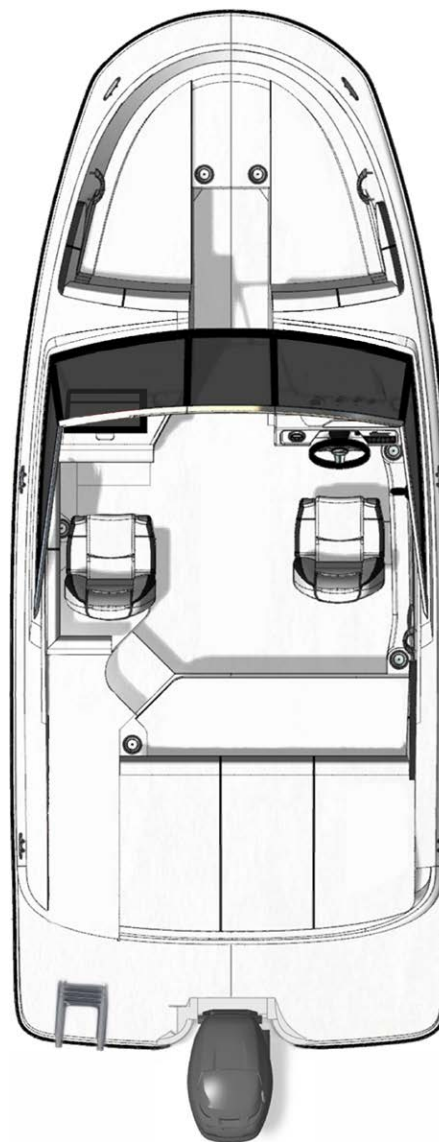
- Battery On / Off Switch
- C E Option Group
- Livewell Option
- Premium Ski Mirror
- Tower Board Racks

TRAILER OPTIONS

- 3,100 lb Trailer Single Axle with Single Axle Disc Brakes (Galvanized)
- 3,400 lb Single Axle with Single Axle Disc Brakes (Painted)
- 3,400 lb Trailer Single Axle with Single Axle Disc Brakes (Galvanized)
- 5,000 lb Premium Trailer Tandem Axle with Single Axle Disc Brakes (Painted)
- 5,000 lb Premium Trailer Tandem Axle with Tandem Axle Disc Brakes (Painted)



STANDARD SEATING PLAN



OPTIONAL PORT BUCKET SEAT