





**FEATURES**

- Coupe version features a sleek hardtop with an opening canvas sunroof option and full windshield with opening side windows.
- Intuitive helm station features Dual Digital Dash with 9" Simrad® touchscreen displays.
- Mercury VesselView® Mobile
  - links to your iPhone® or Android™ mobile device via Bluetooth® technology.
- Standard twin Verado® outboards with Joystick Piloting for effortless command.
- A deluxe head, gourmet-ready galley with extending countertops, flatscreen TV and generous storage are features of a beautifully designed cabin with sleeping accommodations for four.
- Premium FUSION® audio system with Bluetooth®, Apple AirPlay® & Digital Signal Processing.

**EXTERIOR COLORS**



ARCTIC WHITE



BLACK



HORIZON



SEA RAY BLUE



QUANTUM BLUE



**STANDARD PROPULSION**

Twin Mercury® 350 Verado® Outboards with Joystick Piloting (T-350 hp / 261 kW)



**FUEL CAPACITY**

220 gal / 833 L



**LENGTH OVERALL**

32'5" / 9.88 m with integral swim platform  
34'11" / 10.64 m with outboard engines



**BEAM**

10'7" / 3.23 m



**DRAFT**

43" / 109 cm (outboards down)



**DRY WEIGHT**

13,911 lb / 6,310 kg



**DEADRISE**

21°



**WATER CAPACITY**

32 gal / 121 L



**HOLDING TANK**

28 gal / 106 L



**YACHT CERTIFIED**



**SLEEPS FOUR**

Specifications are approximations and subject to variance.

## STANDARD FEATURES

### HULL & DECK FEATURES

- Bottom Paint
- Bow & Stern Eyes, Stainless Steel
- Bow Rail, Stainless Steel with Welded Stanchions
- Cleats, 10" Thru-Bolted, Stainless Steel, with Sea Ray Logos (8)
- Deck Fill Plates, Stainless Steel
- Drain Plug, Brass-Threaded – Garboard
- Gel Coat, Arctic White
- Gel Stripe – Colored
- Handrails, Stainless Steel
- Hull Windows, Large Acrylic
- Light, Stern
- Lights, Navigation – Stainless Steel
- Rub Rail, PVC with Stainless Steel Insert
- Storage, Bow
- Storage, Transom Wall – For Dock Lines, Fenders & Gear
- Swim Platform, Integral with Undermount Stainless Steel Four-Step Swim Ladder
- Thru-Hull Fittings, Stainless Steel
- Vent System, Integral – Engine Room
- Windshield, Tempered / Tinted Glass with Stainless Steel Supports and Port Side Walk-Thru Door
- Windshield Wiper – Starboard

### COUPE HARDTOP

- Coupe Hardtop with Canvas Aft Curtain
- Opening Side Windows
- Windshield, Tempered/Tinted Curved Glass with Single Forward Pane & Stainless-Steel Supports

### COCKPIT FEATURES

- Beverage Holders, Stainless Steel
- Cockpit Vinyl Color – Ivory (White Base Vinyl with Brown Accent Vinyl)
- Cooler, Carry-On with Designated Storage
- Door, Cabin Entry (Sliding & Lockable)
- Door, Transom, Acrylic with Stainless Steel Hardware
- Floor Liner, Fiberglass – Self-Bailing
- Hatch, Engine Room – Electrically Actuated with Emergency Pull Handle & Prop Rod

- Lighting, Indirect LED
- Outlet, 12V Accessory – Helm & Bow
- Outlet, 120V GFI Protected
- Seating, Aft Bench, with Built-In Table Storage
- Seating, Bow, with Fold-Down Arm Rests & Adjustable Head Rests
- Seating, Port Helm Bench with Convertible Backrest; Dual Helm Seat on Starboard with Flip-Up Thigh Rise
- Steps, Boarding – Molded-In
- Storage, Side Panel Tubs
- Table, Fiberglass, with Dedicated Storage
- Wet Bar with Solid Surface, Stainless Steel Sink, Hot & Cold Faucet, Slide-Out Trash Can & Stainless Steel Handrail

### CABIN FEATURES

- Carbon Monoxide Monitor
- Lighting, 12V
- Outlet, 12V Accessory
- Outlets, 120V GFI Protected
- Pillows, Accent
- Shades, Pleated – Hull Windows
- Steps, Cabin Entry – Aluminum Frame with Teak Treads
- Storage – In-Floor
- Storage Cabinets & Lockers with Shelves
- Wood Interior Package – Driftwood Finished Cabinetry

### GALLEY

- Countertop – Solid Surface
- Microwave
- Refrigerator, Dual-Voltage
- Storage, Lower Cabinetry

### HEAD

- Bathroom Tissue Holder
- Door, Privacy
- Handrail, Stainless Steel
- Head (VacuFlush®)
- Head, Enclosed – Full Fiberglass with Shower & Curtain
- Mirror, Head Door – Full Length
- Power Vent, 12V

- Storage, Medicine Cabinet with Mirrored Doors
- Vanity with Solid Surface Countertop, Vessel Sink, Single Lever Faucet with Shower Wand & Storage Below

### MID-BERTH

- Bunks, Twin (2) with Mattresses, Pillows & Sheets, Slides to Convert into Queen-Size Berth
- Curtains, Privacy
- Storage Under Berths

### SALON / V-BERTH

- Opposing Seating – Converts to Sleeper with Mattress & Storage Below
- Table, Dinette

### TECHNICAL FEATURES

#### HELM

- Active Trim – Integrated GPS, Speed-based Automatic Engine Trim System
- Alarm, High-Water
- Dual Digital Dash with Mercury VesselView Link Data (9"); (Includes: 2 Simrad G09 (9") Touchscreen Displays; Chartplotter with Preloaded Charts; Transducer with Depth, Water Temperature and Fishfinder)
- Horn Switch with Stainless Steel Horn
- Instrument Panels
- Joystick Control
- Mercury VesselView® Mobile
- Parallel Start System – Engines
- SmartCraft® Digital Throttle & Shifts (DTS)
- Steering, Power-Assisted with Isotta Vertice Tilt Wheel
- Stereo, FUSION® Apollo RA770 (Helm) 12V AM/FM with Bluetooth™, Wi-Fi Audio Streaming; NRX 300 Remote (In Cabin); 3 Pair of FUSION 6.5" Speakers; 4 Channel 1400w Amplifier
- Switch Panel with Illuminated Weatherproof Push Button Switches
- Tilt & Trim, Power

### ELECTRICAL SYSTEMS

- Battery Switches
- Breaker Panels, Waterproof Electronic Interface Modules
- Fuse Block
- Isolator, Galvanic
- Main DC Distribution Hub
- Mercathode
- Panel, Main Distribution AC/DC with Voltage & Current Meters
- Shore Power – 30AMP 120V with 50' Cord

### BILGE

- Bilge Pump, 12V Automatic
- Finished Aft Bilge Storage

### FUEL SYSTEMS

- Evaporative Emissions Fuel System
- Fuel Lines, USCG – Type A-1
- Fuel Tank with Anti-Siphon Valve & Mechanical Sending Unit

### UNDERWATER GEAR

- Propellers, Stainless Steel
- Variable Running Surface – Trim Tabs & Trim Indicators

### WASTE SYSTEM

- Head System (VacuFlush®)
- Holding Tank Level Indicator – MDP
- Holding Tank with Dockside Pump-Out (28 Gallon)
- Sump Box with Pump – Automatic

### WATER SYSTEM

- Freshwater Washdown Spigot
- Pressure Water System with 12V Pump & Filtration System
- Shower, Transom – Hot & Cold
- Water Heater, 120V (6 Gallon)
- Water Inlet, Dockside
- Water Manifold System
- Water Tank (32 Gallon)

## STANDARD PROPULSION

- Twin Mercury® 350 Verado® Outboards with Joystick Piloting – Black (T-350 hp / 261 kW)

## OPTIONS & ACCESSORIES

### OPTIONAL PROPULSION

- Twin Mercury 350 Verado Outboards with Joystick Piloting – White (T-350 hp / 261 kW)
- Triple Mercury 250 Verado Outboards with Joystick Piloting – Black (Tri-250 hp / 186 kW)
- Triple Mercury 250 Verado Outboards with Joystick Piloting – White (Tri-250 hp / 186 kW)

### EXTERIOR COLOR

- Gel Coat, Full Solid Color Hull
- Gel Coat, Colored Hullside

### UPHOLSTERY, INTERIOR, SEATING & FLOORING

- Bow Table with Dedicated Storage
- Cockpit Vinyl Color – Dune (Tan Base Vinyl with Brown Accent Vinyl)
- Cockpit Vinyl Color – Stone (Grey Base Vinyl with Dark Grey Accent Vinyl)
- Fiberglass Cockpit Table with Teak Overlay
- Flooring Color: Brown or Grey
- SeaDek Swim Platform Matting (Glue down)
- Snap In Carpet – Bow & Cockpit
- Snap In Seadek – Bow & Cockpit
- Snap In Infinity Woven Vinyl Flooring – Bow & Cockpit
- Teak Flooring for Bow & Cockpit
- Teak Flooring for Swim Platform
- Transom Sun Pad Seating

### HARDTOP, TOWERS & CANVAS

- Canvas Color: Black, Marine Midnight Blue or Toast Tweed
- Fiberglass Hardtop with Opening Canvas Sunroof
- Fiberglass Hardtop with Extended Sunshade
- Fiberglass Hardtop with Opening Canvas Sunroof & Extended Sunshade
- Sunshade, Bow Seating

## ELECTRONICS

- Dual Digital Dash with Mercury VesselView Link Data (12"); (Includes: 2 Simrad G012 (12") Touchscreen Displays; Chartplotter with Preloaded Charts; Transducer with Depth, Water Temperature and Fishfinder)
- Marine Weather
- Premier Audio Upgrade – Combined Cabin & Cockpit (Includes: SRX 400 Mounted in Cabin (Provides Discrete Zone), 2 NRX 300 Remotes (Bow & Transom), 4 Pairs of FUSION 6.5" Signature Series Speakers, 10" Signature Series Subwoofer & 5 Channel 1600W Signature Series Amp)
- Sea Ray Connect, Powered by NAUTIC-ON™ (Subscription Required)
- Simrad HALO24 Radar
- Simrad RS40 VHF Radio with Antenna
- SiriusXM® Satellite Receiver (N/A outside North America)
- TV with Remote Blu-Ray™ Player – Mid Cabin
- TV with Remote Blu-Ray™ Player – V-Berth

## ADDITIONAL OPTIONS

- 220v/50 Cycle Electrical System
- Air Conditioning / Heating, Cabin (120v/60)
- Air Conditioning / Heating, Cabin (220v/50)
- Air Conditioning/Heating – Cockpit & Cabin, 120v/60
- Air Conditioning/Heating – Cockpit & Cabin, 220v/50
- All Chain Windlass with Galvanized Anchor
- Blue or White LED Lighting Package
- Bow Rail, Split
- C E Option Group
- Cockpit Built In Grill – 120v/60
- Cockpit Built In Grill – 220v/50
- Cockpit Refrigerator Dual Volt (120v/60-12v)
- Cockpit Refrigerator Dual Volt (220v/50-12v)
- Docking Lights
- Dynamic Running Surface™ (Trim Tabs that Automatically Optimize Running Attitude and Trim, Delivering Stability and Performance that Exceed all Expectations)
- Fender Clip System – Quick Connect
- Flagpole with Base & US Flag
- Generator – Gas – 120v/60hz

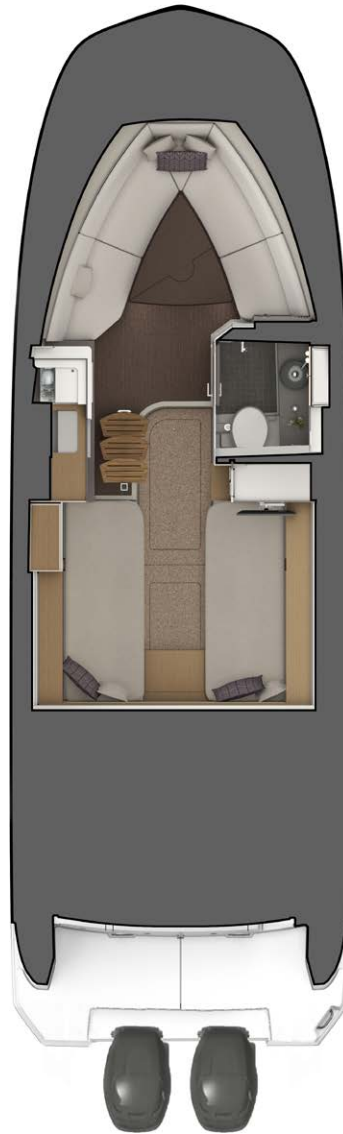
- Generator – Gas – 220v/50hz
- Gray Water System
- Inverter – 12v To 120v/60 Cycle
- Inverter – 12v To 220v/50 Cycle
- Macerator with Seacock Interlock System
- Opening Portlights
- Remote Controlled 5" Spotlight
- Rope/Chain Windlass
- Stainless Steel Anchor (Only Available with Windlass Option)
- Thru Hull Under Water LED Lights – Blue or White
- VacuFlush Head System with Direct Overboard Discharge (Int'l)

*Some features and options may not be available when a boat is built for regions outside North America and/or has CE Certification. Boats ordered with 220V/50 cycle electrical systems will have the appropriate appliances in the corresponding voltage.*



**DECK / COCKPIT**

*Shown with optional equipment*



**CABIN**

The 320 Coupe Outboard continues Sea Ray's bold new vision for sport cruising by blending the values of a cruiser and a bowrider with the versatility and efficient performance of twin Mercury Verado outboard engines. From the contoured Coupe fiberglass hardtop & spacious open bow with robust lounge seating, to the generous cockpit with wet bar & the beautifully designed cabin with sleeping accommodations for four, the Coupe offers the best of both worlds—day boating and cabin cruising.



The traditional bow sunpad has evolved into a much more robust lounge seating area, inviting a group to socialize and enjoy the view. The best part? The bow can be fully enjoyed while underway. Actuated headrests, armrests and seats allow users to adjust for perfect comfort, with a stowable table conveniently in reach. An optional bow sunshade can extend over the area to offer protection from the sun while at rest.



The cockpit affords effortless, versatile enjoyment of the water, with a natural flow from the helm all the way through the transom and onto the integrated swim platform. A reversible helm companion seat converts to face aft, facilitating conversation with the rest of the cockpit. A well-equipped standard wetbar includes a sink and storage, and offers a refrigerator and grill as options.



For ducking out of the elements or making an overnight or weekend-long getaway, the Sundancer 320 features a beautifully designed cabin with sleeping accommodations for four. In the mid-berth, two sliding twin beds can be combined to form a queen bed.



In the forward Salon / V-berth, a stylish table converts via filler cushion to form a comfortable full-sized bed. A deluxe head, gourmet-ready galley with extending countertops, flatscreen TV and generous storage round out this inviting space.