

# SUNDANCER® 320 COUPE



EVERY MOMENT PERFECTLY CRAFTED


MODEL YEAR 2020




## FEATURES

- Coupe version features a sleek hardtop with an opening canvas sunroof option and full windshield with opening side windows.
- Intuitive helm station features Dual Digital Dash with 9" Simrad® touchscreen displays.
- Mercury VesselView® Mobile
  - links to your iPhone® or Android™ mobile device via Bluetooth® technology.
- The cockpit features a reversible helm companion seat that converts to face aft, a well-equipped standard wetbar with sink and storage, and offers a refrigerator and grill as options.
- A deluxe head, gourmet-ready galley with extending countertops, flatscreen TV and generous storage are features of a beautifully designed cabin with sleeping accommodations for four.

## EXTERIOR COLORS



ARCTIC WHITE



BLACK



HORIZON



SEA RAY BLUE



QUANTUM BLUE



### STANDARD PROPULSION

Twin MerCruiser® 6.2L MPI ECT Bravo Three® with DTS (T-300 hp / 224 kW)



### FUEL CAPACITY

170 gal / 644 L



### LENGTH OVERALL

32'3" / 9.83 m  
with integral swim platform



### BEAM

10'7" / 3.23 m



### DRAFT

41" / 104 cm (sterndrives down)



### DRY WEIGHT

13,535 lb / 6,139 kg



### DEADRISE

21°



### WATER CAPACITY

32 gal / 121 L



### HOLDING TANK

28 gal / 106 L



### YACHT CERTIFIED



### SLEEPS FOUR

Specifications are approximations and subject to variance.

## STANDARD FEATURES

### HULL & DECK FEATURES

- Bottom Paint
- Bow & Stern Eyes, Stainless Steel
- Bow Rail, Stainless Steel with Welded Stanchions
- Cleats, 10" Thru-Bolted, Stainless Steel, with Sea Ray Logo (8)
- Deck Fill Plates, Stainless Steel
- Drain Plug, Brass-Threaded – Garboard
- Gel Coat, Arctic White
- Gel Stripe – Colored
- Handrails, Stainless Steel
- Hull Windows, Large Acrylic
- Light, Stern
- Lights, Navigation – Stainless Steel
- Rub Rail, PVC with Stainless Steel Insert
- Ski Eye – Transom
- Storage, Bow
- Storage, Transom Wall – For Dock Lines, Fenders & Gear
- Swim Platform, Integral with Undermount Stainless Steel Four-Step Swim Ladder
- Thru-Hull Fittings, Stainless Steel
- Vent System, Integral – Engine Room
- Windshield, Tempered / Tinted Glass with Stainless Steel Supports and Port Side Walk-Thru Door
- Windshield Wiper – Starboard

### COUPE HARDTOP

- Coupe Hardtop with Canvas Aft Curtain
- Opening Side Windows
- Windshield, Tempered/Tinted Curved Glass with Single Forward Pane & Stainless-Steel Supports

### COCKPIT FEATURES

- Beverage Holders, Stainless Steel
- Cockpit Vinyl Color – Ivory (White Base Vinyl with Brown Accent Vinyl)
- Cooler, Carry-On with Designated Storage
- Door, Cabin Entry (Sliding & Lockable)
- Door, Transom, Acrylic with Stainless Steel Hardware
- Floor Liner, Fiberglass – Self-Bailing

- Hatch, Engine Room – Electrically Actuated with Emergency Pull Handle & Prop Rod
- Lighting, Indirect LED
- Outlet, 12V Accessory – Helm & Bow
- Outlet, 120V GFI Protected
- Seating, Aft Bench, with Built-In Table Storage
- Seating, Bow, with Fold-Down Arm Rests & Adjustable Head Rests
- Seating, Port Helm Bench with Convertible Backrest; Dual Helm Seat on Starboard with Flip-Up Thigh Rise
- Steps, Boarding – Molded-In
- Storage, Side Panel Tubs
- Table, Fiberglass, with Dedicated Storage
- Wet Bar with Solid Surface, Stainless Steel Sink, Hot & Cold Faucet, Slide-Out Trash Can & Stainless Steel Handrail

### CABIN FEATURES

- Carbon Monoxide Monitor
- Lighting, 12V
- Outlet, 12V Accessory
- Outlets, 120V GFI Protected
- Pillows, Accent
- Shades, Pleated – Hull Windows
- Steps, Cabin Entry – Aluminum Frame with Teak Treads
- Storage – In-Floor
- Storage Cabinets & Lockers with Shelves
- Wood Interior Package – Driftwood Finished Cabinetry

### GALLEY

- Countertop – Solid Surface
- Microwave
- Refrigerator, Dual-Voltage
- Storage, Lower Cabinetry

### HEAD

- Bathroom Tissue Holder
- Door, Privacy
- Handrail, Stainless Steel
- Head (VacuFlush®)
- Head, Enclosed – Full Fiberglass with Shower & Curtain
- Mirror, Head Door – Full Length

- Power Vent, 12V
- Storage, Medicine Cabinet with Mirrored Doors
- Vanity with Solid Surface Countertop, Vessel Sink, Single Lever Faucet with Shower Wand & Storage Below

### MID-BERTH

- Bunks, Twin (2) with Mattresses, Pillows & Sheets, Slides to Convert into Queen-Size Berth
- Curtains, Privacy
- Storage Under Berths

### SALON / V-BERTH

- Opposing Seating – Converts to Sleeper with Mattress & Storage Below
- Table, Dinette

### TECHNICAL FEATURES

#### AUDIO SYSTEM

- Stereo, FUSION® Apollo RA770 (Helm) 12V AM/FM with Bluetooth™ & Wi-Fi Audio Streaming; NRX 300 Remote (In Cabin); 3 Pair of FUSION 6.5" Speakers; 4 Channel 1400w Amplifier

#### HELM

- Active Trim – Integrated GPS, Speed-based Automatic Engine Trim System
- Alarm, High-Water
- Dual Digital Dash with Mercury VesselView Link Data (9"); (Includes: 2 Simrad G09 (9") Touchscreen Displays; Chartplotter with Preloaded Charts; Transducer with Depth, Water Temperature and Fishfinder)
- Horn Switch with Stainless Steel Horn
- Instrument Panels
- Mercury VesselView® Mobile
- Parallel Start System – Engines
- SmartCraft® Digital Throttle & Shifts (DTS)
- Steering, Power-Assisted with Isotta Vertice Tilt Wheel
- Switch Panel with Illuminated Weatherproof Push Button Switches
- Tilt & Trim, Power

### ELECTRICAL SYSTEMS

- Battery Switches
- Breaker Panels, Waterproof Electronic Interface Modules
- Fuse Block
- Isolator, Galvanic
- Main DC Distribution Hub
- Mercathode
- Panel, Main Distribution AC/DC with Voltage & Current Meters
- Shore Power – 30AMP 120V with 50' Cord

### ENGINE ROOM

- Bilge Pump, 12V Automatic
- Bilge Pump, 12V Automatic High-Water
- Blowers, 12V Bilge
- Fire Suppression System – Automatic with Manual Pull
- Insulated & Gel-Coated Engine Room
- Lighting, 12V
- Oil Filters – Remote

### FUEL SYSTEMS

- Evaporative Emissions Fuel System
- Fuel Lines, USCG – Type A-1
- Fuel Tank with Anti-Siphon Valve & Mechanical Sending Unit

### UNDERWATER GEAR

- Propellers, Stainless Steel
- Variable Running Surface – Trim Tabs & Trim Indicators

### WASTE SYSTEM

- Head System (VacuFlush®)
- Holding Tank Level Indicator – MDP
- Holding Tank with Dockside Pump-Out (28 Gallon)
- Sump Box with Pump – Automatic

# SUNDANCER® 320 COUPE



## WATER SYSTEM

- Freshwater Washdown Spigot
- Pressure Water System with 12V Pump & Filtration System
- Shower, Transom – Hot & Cold
- Water Heater, 120V (6 Gallon)
- Water Inlet, Dockside
- Water Manifold System
- Water Tank (32 Gallon)

## STANDARD PROPULSION

- Twin MerCruiser® 6.2L MPI ECT\* Bravo Three® with DTS (T-300 hp / 224 kW)

\* Non-catalyzed engines available for select international markets. Consult your local dealer for availability.

## OPTIONS & ACCESSORIES

### OPTIONAL PROPULSION

#### TWIN GASOLINE STERNDRIVES

- Twin MerCruiser 6.2L MPI ECT\* Bravo Three X® with Axius™ Propulsion\*\* (T-300 hp / 224 kW)
- Twin MerCruiser 6.2L MPI ECT\* Bravo Three SeaCore® with DTS (T-300 hp / 224 kW)
- Twin MerCruiser 6.2L MPI ECT\* Bravo Three X SeaCore with Axius Propulsion\*\* (T-300 hp / 224 kW)
- Twin MerCruiser 6.2L MPI ECT\* Bravo Three with DTS (T-350 hp / 261 kW)
- Twin MerCruiser 6.2L MPI ECT\* Bravo Three X with Axius Propulsion\*\* (T-350 hp / 261 kW)
- Twin MerCruiser 6.2L MPI ECT\* Bravo Three SeaCore with DTS (T-350 hp / 261 kW)
- Twin MerCruiser 6.2L MPI ECT\* Bravo Three X SeaCore with Axius Propulsion\*\* (T-350 hp / 261 kW)

\* Non-catalyzed engines available for select international markets. Consult your local dealer for availability.

\*\* Axius Propulsion System Includes Axius Control Joystick, SmartCraft Digital Throttle & Shift & SmartCraft VesselView Display.

#### TWIN DIESEL STERNDRIVES

- Twin Mercury® Diesel 3.0 TDI Bravo Three X with DTS (T-260 hp / 193 kW)

## EXTERIOR COLOR

- Gel Coat, Full Solid Color Hull
- Gel Coat, Colored Hullside

## UPHOLSTERY, INTERIOR, SEATING & FLOORING

- Bow Table with Dedicated Storage
- Cockpit Filler Cushion
- Cockpit Vinyl Color – Dune (Tan Base Vinyl with Brown Accent Vinyl)
- Cockpit Vinyl Color – Stone (Grey Base Vinyl with Dark Grey Accent Vinyl)
- Fiberglass Cockpit Table with Teak Overlay
- Flooring Color: Brown or Grey
- SeaDek Swim Platform Matting (Glue down)
- Snap In Carpet – Bow & Cockpit
- Snap In Seadek – Bow & Cockpit
- Snap In Infinity Woven Vinyl Flooring – Bow & Cockpit
- Teak Flooring for Bow & Cockpit
- Teak Flooring for Swim Platform
- Transom Sungate Seating

## HARDTOP, TOWERS & CANVAS

- Canvas Color: Black, Marine Midnight Blue or Toast Tweed
- Fiberglass Hardtop with Opening Canvas Sunroof
- Fiberglass Hardtop with Extended Sunshade
- Fiberglass Hardtop with Opening Canvas Sunroof & Extended Sunshade
- Sunshade, Bow Seating

## ELECTRONICS

- Dual Digital Dash with Mercury VesselView Link Data (12"); (Includes: 2 Simrad G012 (12") Touchscreen Displays; Chartplotter with Preloaded Charts; Transducer with Depth, Water Temperature and Fishfinder)
- Marine Weather
- Premier Audio Upgrade – Combined Cabin & Cockpit (Includes: SRX 400 Mounted in Cabin (Provides Discrete Zone), 2 NRX 300 Remotes (Bow & Transom), 4 Pairs of FUSION 6.5" Signature Series Speakers, 10" Signature Series Subwoofer & 5 Channel 1600W Signature Series Amp)

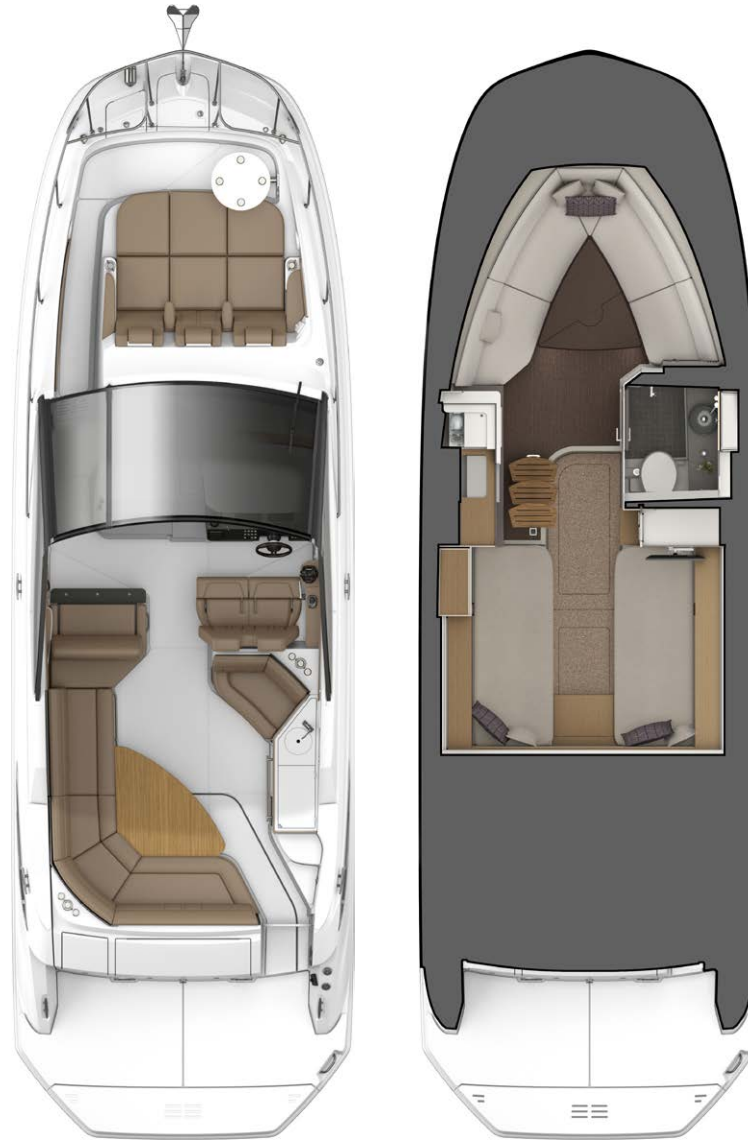
- Sea Ray Connect, Powered by NAUTIC-ON™ (Subscription Required)
- Simrad HALO24 Radar
- Simrad RS40 VHF Radio with Antenna
- SiriusXM® Satellite Receiver (N/A outside North America)
- TV with Remote Blu-Ray™ Player – Mid Cabin
- TV with Remote Blu-Ray™ Player – V-Berth

## ADDITIONAL OPTIONS

- 220v/50 Cycle Electrical System
- Automated Submersible Swim Platform
- Air Conditioning / Heating, Cabin (120v/60)
- Air Conditioning / Heating, Cabin (220v/50)
- Air Conditioning/Heating – Cockpit & Cabin, 120v/60
- Air Conditioning/Heating – Cockpit & Cabin, 220v/50
- All Chain Windlass with Galvanized Anchor
- Blue or White LED Lighting Package
- Bow Rail, Split
- Bow Thruster
- C E Option Group
- Cockpit Built In Grill – 120v/60
- Cockpit Built In Grill – 220v/50
- Cockpit Refrigerator Dual Volt (120v/60-12v)
- Cockpit Refrigerator Dual Volt (220v/50-12v)
- Docking Lights
- Dynamic Running Surface™ (Trim Tabs that Automatically Optimize Running Attitude and Trim, Delivering Stability and Performance that Exceed all Expectations)
- Electric Submersible Swim Platform
- Fender Clip System – Quick Connect
- Flagpole with Base & US Flag
- Generator – Diesel – 120v/60hz
- Generator – Diesel – 220v/50hz
- Generator – Gas – 120v/60hz
- Generator – Gas – 220v/50hz
- Gray Water System
- Inverter – 12v To 120v/60 Cycle
- Inverter – 12v To 220v/50 Cycle
- Macerator with Seacock Interlock System
- Opening Portlights
- Remote Controlled 5" Spotlight
- Rope/Chain Windlass

- Stainless Steel Anchor (Only Available with Windlass Option)
- Thru Hull Under Water LED Lights – Blue or White
- VacuFlush Head System with Direct Overboard Discharge (Int'l)

*Some features and options may not be available when a boat is built for regions outside North America and/or has CE Certification. Boats ordered with 220V/50 cycle electrical systems will have the appropriate appliances in the corresponding voltage.*



**DECK / COCKPIT**

*Shown with optional equipment*

**CABIN**

Some find it hard to disconnect, but it's easy when a Sea Ray Sundancer is your escape plan. Cast off and chase relaxation with the mobile pampering that a Sea Ray sport cruiser offers. Social zones in the cockpit, on the bow or swim platform, in the salon or mid-cabin—all around the boat—help your whole crew settle into conversation and ease into the relief of letting go. Leave the everyday behind for the better day ahead.



The traditional bow sunpad has evolved into a much more robust lounge seating area, inviting a group to socialize and enjoy the view. The best part? The bow can be fully enjoyed while underway. Actuated headrests, armrests and seats allow users to adjust for perfect comfort, with a stowable table conveniently in reach. An optional bow sunshade can extend over the area to offer protection from the sun while at rest.



The cockpit affords effortless, versatile enjoyment of the water, with a natural flow from the helm all the way through the transom and onto the integrated swim platform. A reversible helm companion seat converts to face aft, facilitating conversation with the rest of the cockpit. A well-equipped standard wetbar includes a sink and storage, and offers a refrigerator and grill as options.



For ducking out of the elements or making an overnight or weekend-long getaway, the Sundancer 320 features a beautifully designed cabin with sleeping accommodations for four. In the mid-berth, two sliding twin beds can be combined to form a queen bed.



In the forward Salon / V-berth, a stylish table converts via filler cushion to form a comfortable full-sized bed. A deluxe head, gourmet-ready galley with extending countertops and generous storage round out this inviting space.