



STANDARD PROPULSION
MerCruiser® 4.5L MPI ECT Alpha One®
(200 hp / 149 kW)



FUEL CAPACITY
30 gal / 114 L



LENGTH OVERALL
19'6" / 5.94 m
with integral swim platform



BEAM
8'4" / 2.54 m



DRAFT
35" / 89 cm (sterndrive down)
18" / 46 cm (sterndrive up)



DRY WEIGHT
2,675 lb / 1,213 kg



DEADRISE
19°



CAPACITY
10 people / 1,550 lb / 703 kg
Maximum: 1,650 lb / 748 kg

FEATURES

- Edgier, sporty style with molded hullside accents.
- Mercury VesselView® Mobile – links to your iPhone® or Android™ mobile device via Bluetooth® technology.
- Standard tandem axle painted trailer with single axle disc brakes & swing-away tongue with LED lighting.
- Premium Fusion® audio system with Bluetooth®, Wi-Fi audio streaming with Apple AirPlay® 2 & Digital Signal Processing (DSP).
- True Sea Ray design for optimal performance & handling.
- Optional Elite and Elite Plus packages available.

EXTERIOR COLORS



ARCTIC WHITE



ONYX BLACK



HORIZON




SEA RAY BLUE



QUANTUM BLUE



LAGOON BLUE



NEO MINT GREEN



RALLY RED

STANDARD FEATURES

HULL & DECK FEATURES

- Bow & Stern Eyes, Stainless Steel
- Cleats, Thru-Bolted – 6" Stainless Steel with Sea Ray Logos (6)
- Deck Fuel Fill Plate, Stainless Steel
- Drain Plug, Brass, Threaded – Garboard
- Gel Coat, Arctic White
- Light, Stern (All Around) – Removable
- Lights, Navigation (Bow)
- Resin, High-Performance Vinylester
- Rub Rail, Black PVC with Vinyl Insert
- Ski Tow Eye, Stainless Steel
- Stringer System, Fiberglass
- Swim Platform, Integral with Stainless Steel, Four-Step Swim Ladder
- Thru-Hull Fittings
- Vent System, Engine Compartment – Integral
- Windshield, Custom Five-Piece with Matte Black Frame, Tempered/Tinted Glass & Walk-Thru

COCKPIT FEATURES

- Beverage Holders
- Cockpit Vinyl Color – Ivory (White Base Vinyl with Black Accent Vinyl)
- Dash, White with Color Matched Visor
- Floor, Finished Fiberglass
- Glove Box, Vinyl Wrapped & Lockable
- Grab Handles, Plastic
- Outlet, 12V Accessory
- Storage, Ski/Wakeboard with Matting & Gas-Assisted Fiberglass Lid
- Sunpad with Port Transom Walk-Thru
- Vinyl, Marine Grade with Mildew & UV Protection

SEATING

- Bow: Seats with Cushions & Storage Below, Port & Starboard Bolsters & Center Section Facing Aft
- Cockpit: Aft Bench Seat with Sunpad & Insulated Cooler
- Companion Seat: Bench Seat with Stowable Forward Seat Cushion & Removable Aft Bolster
- Helm: Bucket with Swivel and Slider & Flip-Up Bolster

TECHNICAL FEATURES

HELM

- Alarms, Engine – Oil & Water (Audible)
- Horn
- Instrumentation, Custom Sea Ray® Diagnostics
 - Backlighting
 - Gauge, Fuel
 - Gauge, Oil Pressure
 - Lenses, Glass
 - Lighting, Low-Clare
 - Speedometer
 - Tachometer with LCD Hour Meter, Trim Gauge & Water Temperature Gauge
- Mercury VesselView® Mobile
- Shift & Throttle Lever with Trim Switch & Lanyard Stop Switch
- Steering, Power-Assisted Tilt Wheel, Isotta
- Stereo, Fusion® SRX400 12V AM/FM
 - Bluetooth™
 - Digital Signal Processing (DSP)
 - Speakers (6.5") – 2 Pairs
 - Wi-Fi Audio Streaming with Apple AirPlay® 2
- Switch Panel with Weatherproof Lighted Chrome Toggle Switches
- Tilt & Trim, Power

BILGE / ENGINE COMPARTMENT

- Bilge Pump, 12V Automatic
- Blower, 12V Bilge
- Fire Extinguisher Discharge Port
- Insulated Engine Compartment

ELECTRICAL SYSTEMS

- Battery On/Off Switch with Tray
- Fuse Block
- Wiring, Color-Coded with Chafe Protection

FUEL SYSTEMS

- Evaporative Emissions Fuel System
- Fuel Lines, USCG – Type A-1
- Fuel Tank with Anti-Siphon Valve & Electric Sending Unit

UNDERWATER GEAR

- Propeller, Aluminum

TRAILER

- Tandem Axle, 5,000 lb Capacity – Painted
- Bearing Protection
- Brakes, Single Axle Free-Backing Hydraulic Surge Disc
- Lights, Submersible LED
- Safety Chains
- Straps, Transom Tie-Down
- Tongue, Swing Away
- Tongue Jack, Swivel
- Winch Stand, Adjustable with Nylon Strap & Hook

OPTIONS & ACCESSORIES

OPTIONAL PROPULSION

- MerCruiser 4.5L MPI ECT* Alpha One (250 hp / 186 kW)

* *Non-catalyzed engines available for select international markets. Consult your local dealer for availability.*

EXTERIOR COLOR

- Gel Coat, Full Hull
- Gel Coat, Hull Bottom – Arctic White or Onyx Black
- Gel Coat, Hull Side
- Gel Coat, Three Zone
- Hull Graphics – Champagne or Silver (Available with Full Hull & Hull Side Gel Coat Options)

UPHOLSTERY, INTERIOR, SEATING & FLOORING

- Bow Filler Cushion
- Cockpit Vinyl Color – Dune (Tan Base Vinyl with Black Accent Vinyl)
- Cockpit Vinyl Color – Stone (Grey Base Vinyl with Black Accent Vinyl)
- Flooring Color: Brown or Grey
- Portside Companion Bucket Seat (In Lieu of Standard Bench Seat)
- SeaDek Swim Platform Matting (Glue Down)
- Snap-In Carpet – Bow & Cockpit
- Snap-In Infinity Woven Vinyl Flooring – Bow & Cockpit
- Snap-In SeaDek – Bow & Cockpit

TOWERS & CANVAS

- Bimini Top & Boot with Stainless Steel Ball & Socket Hardware
- Canvas Color: Black, Marine Midnight Blue or Toast Tweed
- Canvas Enclosure Package
 - Bimini Top & Boot with Stainless Steel Ball & Socket Hardware
 - Cockpit Cover with Tonneau Cover
 - Curtains – Aft, Front & Side
 - Storage Bag, Canvas
- Cockpit Cover with Tonneau Cover
- Mooring Cover – Available in Black Only
- Watersports Tower, Manual with Integrated Bimini Top – Black

ELECTRONICS

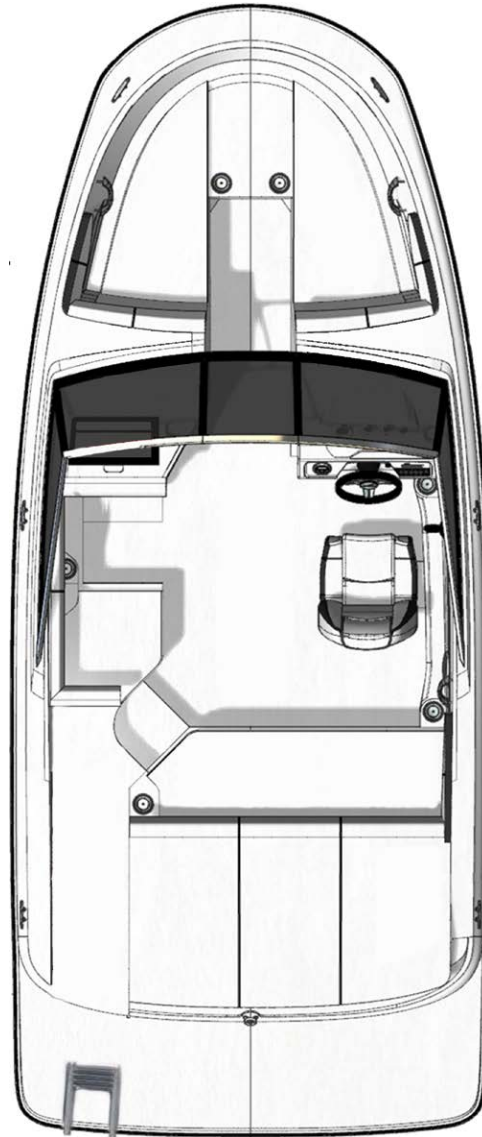
- Audio Upgrade, Fusion® Premier
 - Signature Series 5-Channel Amplifier (1600W)
 - Signature Series Speakers (6.5") – 2 Pairs
 - Signature Series Subwoofer (10")
- Depth Finder
- Digital Dash (9") with Mercury® VesselView® Link
 - Active Trim (Automatic Engine Trim System)
 - Chartplotter with Preloaded Charts (North America Only)
 - Simrad® G09 (9") Touchscreen Display
 - Transducer with Depth, Water Temperature and Fishfinder
- Display (5") with Instrumentation
 - Chartplotter with Preloaded Charts (North America Only)
 - Gauges, Multifunction (4")
 - Simrad® G05 (5") Touchscreen Display
 - Tachometer (5")
 - Transducer with Depth, Water Temperature and Fishfinder

ADDITIONAL OPTIONS

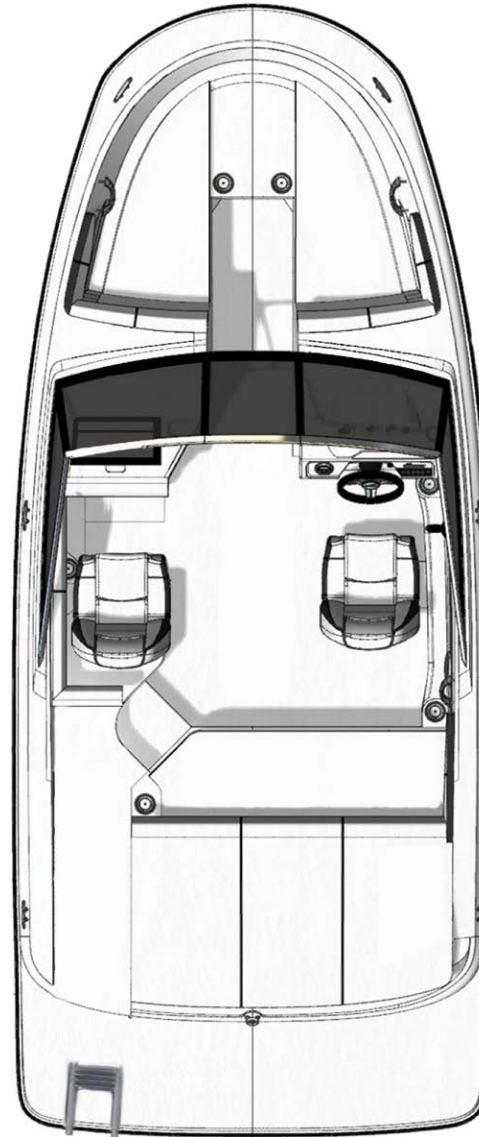
- Battery On/Off Switch, Dual with Second Tray
- C E Option Group
- Fire Suppression System (FM200) Automatic
- High Altitude Prop
- Lighting Package, LED – Blue
- Premium Ski Mirror
- Stainless Steel Component Upgrade (Includes: Rub Rail Insert, Drink Holders, Latches & Grab Handles)
- Tower Board Racks

TRAILER OPTIONS

- 5,000 lb Trailer Tandem Axle with Single Axle Disc Brakes (Galvanized)
- 5,000 lb Trailer Tandem Axle with Tandem Axle Disc Brakes (Painted)
- 5,000 lb Trailer Tandem Axle with Tandem Axle Disc Brakes (Galvanized)



STANDARD SEATING PLAN



OPTIONAL PORT BUCKET SEAT

2021 PACKAGES

SPX SERIES



	SPX 190	SPX 190 OB	SPX 210	SPX 210 OB	SPX 230	SPX 230 OB
Bimini top & boot	✓	✓	✓	✓	✓	✓
Component upgrade, stainless steel	✓	✓	✓	✓	Standard	Standard
Depth finder	✓	✓	✓	✓	Standard	Standard
Lighting package, LED	✓	✓	✓	✓	✓	✓
SeaDek® on swim platform	✓	✓	✓	✓	✓	✓
Swim platform with manual submersible step					✓	
Upholstery, upgraded	✓	✓	✓	✓	Standard	Standard



	SPX 190	SPX 190 OB	SPX 210	SPX 210 OB	SPX 230	SPX 230 OB
Elite Package included	✓	✓	✓	✓	✓	✓
Cushion, bow filler	✓	✓	✓	✓	✓	✓
Digital Dash™ (9") with Mercury® VesselView® Link	✓	✓	✓	✓	✓	✓
Stereo upgrade, premier (spkr/subwoofer/amp)	✓	✓	✓	✓	✓	✓
Watersports tower with Bimini top	✓	✓	✓	✓	✓	✓