



STANDARD PROPULSION

Twin Mercury® 300 Verado® Outboards with Joystick Piloting (T-300 hp / 224 kW)



FUEL CAPACITY

158 gal / 598 L



LENGTH OVERALL

31'6" / 9.60 m
with integral / extended swim platform



LENGTH OVERALL

33'10" / 10.31 m
with outboard engines



BEAM

10'2" / 3.10 m



DRAFT

32" / 81 cm (outboards down)
24" / 61 cm (outboards up)



DRY WEIGHT

10,335 lb / 4,688 kg



DEADRISE

21°



WATER CAPACITY

24 gal / 91 L




YACHT CERTIFIED

FEATURES

- Mercury VesselView® Mobile
– links to your iPhone® or Android™ mobile device via Bluetooth® technology.
- Expansive cockpit space with standard wetbar.
- The intuitive helm comes standard with Dual 9" Simrad® touchscreen displays with Mercury® VesselView® Link Data, chartplotting maps (North America Only), depth & fishfinder capabilities and Active Trim control & monitoring.
- Premium Fusion® audio system with Bluetooth®, Wi-Fi audio streaming with Apple AirPlay® 2 & Digital Signal Processing (DSP).
- Spacious and luxurious head compartment.
- Comfortably seats 17 people while underway.
- Standard Power Tower with articulating bimini system.
- Standard Manual Swimstep on Integrated Swim Platform.
- Optional Design, SLX-R and Elite Plus packages available.

EXTERIOR COLORS



ARCTIC WHITE



ONYX BLACK



HORIZON




SEA RAY BLUE



QUANTUM BLUE



KINGFISHER TEAL



NEO MINT GREEN



RALLY RED

STANDARD FEATURES

HULL & DECK FEATURES

- Bow & Stern Eyes, Stainless Steel
- Cleats, Thru-Bolted (8), 8" Stainless Steel
- Deck Fuel Fill Plate – Chrome
- Gel Coat, Arctic White
- Handrail, Stainless Steel – Transom (2)
- Lights, Navigation – Stainless Steel
- Power Tower with Articulating Electric Bimini
- Quiet Ride™ Technology with Proprietary Tuned Transom® by Omni Products, Inc.
- Resin, High-Performance Vinylster
- Rub Rail, PVC with Stainless Steel Insert
- Storage, Anchor Hatch with Gas-Assisted Lift
- Swim Platform, Integral/Extended with Under Mount Swim Ladder & Integral Grab Handle
- Swim Step, Manual Submersible with Open Sensor Notification – Port
- Thru-Hull Fittings, Stainless Steel
- Vent System, Engine Compartment – Integral
- Windshield, Matte Finish Black, Tempered/Tinted Glass with Walk-Thru & Stainless Steel Top Frame
- Windshield Wiper – Starboard

COCKPIT FEATURES

- Beverage Holders – Stainless with Rubber Inserts & Recessed Holders in Bow Side Panels
- Cockpit Vinyl Color: Ivory (White Base Vinyl with Brown Accent Vinyl)
- Cooler, Carry-On with Designated Storage
- Door, Bow Block-Off, Acrylic
- Floor, Finished Fiberglass with Drainage Overboard
- Glove Box, Portside, Lockable
- Grab Handles, Stainless Steel
- Hatch, Aft Cockpit Compartment – Electrically Actuated

- Head Compartment, Port
 - Courtesy Light
 - Fiberglass Lockable Door
 - Head (VacuFlush®) with 20-Gallon Holding Tank
 - Molded Fiberglass Liner
 - Non-Skid Floor Treatment
 - Portlight with Screen
 - Solid-Surface Countertop
 - Stainless Steel Sink with Faucet
 - Wood Storage Shelf
- Interior Storage Compartment (Under Helm): Access From Flip Up Bow Aft Cushion/ Bolster; Light; Access Door To Backside of Dash Instruments; Carpeted Floor
- Lighting, LED Courtesy
- Outlets, Accessory, 12V (3)
- Storage, Port Bumper Storage with Fiberglass Hatch
- Storage, Ski/Wakeboard with Vinyl Matting & Gas-Assisted Fiberglass Lid
- Storage, Side Panels – Cockpit
- Storage, Transom Walkway with Lift Out Tub
- Table, Cockpit with Base & Designated Storage
- Wet Bar
 - Fiberglass Countertop
 - Sink with Faucet
 - Solid-Surface Lid
 - Stainless Steel Grab Handle
 - Storage Below
 - Trash Receptacle

SEATING

- Bow Loungers with Flip-Down Armrests & Storage Below
- Cockpit Social Area with Opposing Seating & Storage
- Dual Helm Bench with Slider, Flip-Up Thigh-Rise Bolster & Fiberglass Base
- Dual Helm Companion with Rotating Slider, Flip-Up Thigh-Rise Bolster & Aluminum Pedestal
- Sunpad / Aft Facing Lounger with Flip Up Bolster/ Seat & Tub Storage Below

TECHNICAL FEATURES

HELM

- Dual Digital Dash with Mercury® VesselView® Link Data (9")
 - Active Trim control & monitoring
 - Chartplotter with Preloaded Charts (North America Only)
 - Simrad® G09 (9") Touchscreen Displays (2)
 - Transducer with Depth, Water Temperature & Fishfinder
- Horn
- Mercury Marine® Joystick Piloting for Outboards
- Mercury VesselView® Mobile
- Shift & Throttle Lever – SmartCraft Digital Throttle & Shift (DTS) with Trim Switch & Ignition Cutout Switch
 - Active Trim speed-based automatic engine trim system with integrated GPS
 - Engine Start / Stop
- Steering, Power-Assisted Tilt Wheel
- Stereo, Fusion® Apollo RA770 12V AM/FM
 - Amplifier (1600W)
 - Bluetooth™
 - Digital Signal Processing (DSP)
 - Speakers (6.5") – 4 Pairs
 - Subwoofer (10")
 - Wi-Fi Audio Streaming with Apple AirPlay® 2
- Switch Panel with Backlit, Weatherproof Lighted Chrome Push-Button Switches
- Tilt & Trim, Power

BILGE

- Bilge Pumps, 1100GPH 12V Automatic (2)
- Bilge Pump, 1100GPH 12V Automatic High-Water
- Finished Aft Bilge Storage

ELECTRICAL SYSTEMS

- Battery On/Off Switches with Trays (2) – Located at Starboard Aft Walk-Thru
- Wiring, Color-Coded with Chafe Protection

FUEL SYSTEMS

- Evaporative Emissions Fuel System
- Fuel Lines, USCG – Type A-1
- Fuel Tank with Mechanical Anti-Siphon Valve & Electric Sending Unit

UNDERWATER GEAR

- Propellers, Stainless Steel
- Variable Running Surface Trim Tabs, Manual

WATER SYSTEM

- Pressure Water System with 12V Pump & Level Indicator
- Faucet – Head
- Pullout Sprayer – Transom
- Water Tank (24 Gallons)

OPTIONS & ACCESSORIES

OPTIONAL PROPULSION

- Twin Mercury 300 Verado Outboards with Joystick Piloting – White (T-300 hp / 224 kW)
- Twin Mercury 350 Verado Outboards with Joystick Piloting – Black (T-350 hp / 261 kW)
- Twin Mercury 350 Verado Outboards with Joystick Piloting – White (T-350 hp / 261 kW)
- Twin Mercury 400 Verado Outboards with Joystick Piloting – White (T-400 hp / 298 kW)
- Twin Mercury Racing 400R 2.6L V6 Outboards with Joystick Piloting – Cold Fusion White with Carbon Fiber Accents (T-400 hp / 298 kW) (SLX-R Package Only)

EXTERIOR COLOR

- Gel Coat, Full Hull
- Gel Coat, Hull Bottom – Arctic White or Onyx Black
- Gel Coat, Hull Side
- Gel Coat, Three Zone
- Gel Stripe

UPHOLSTERY, INTERIOR, SEATING & FLOORING

- Bow Filler Cushion
- Bow Side Table, Fiberglass with Dedicated Storage
- Bow Side Table, Fiberglass with Teak Overlay & Dedicated Storage
- Cockpit Table with Dedicated Storage – Fiberglass with Teak Overlay
- Cockpit Vinyl Color – Dune (Tan Base Vinyl with Brown Accent Vinyl)
- Cockpit Vinyl Color – Stone (Gray Base Vinyl with Dark Gray Accent Vinyl)
- Flooring Color: Brown or Gray
- SeaDek Swim Platform Matting (Glue Down)
- SeaDek Flooring – Bow & Cockpit
- Snap-In Infinity Woven Vinyl Flooring – Bow & Cockpit
- Teak Flooring for Bow & Cockpit
- Teak Flooring for Swim Platform, Walk-Thru & Head

HARDTOP, TOWERS & CANVAS

- Canvas Color: Black or Marine Midnight Blue
- Canvas Package for Fiberglass Hardtop
 - Cockpit and tonneau cover
 - Front visor with isinglass
 - Side curtains with isinglass
 - Aft curtain with isinglass
 - Storage bag
- Cockpit Cover with Tonneau Cover
- Hardtop, Fiberglass with Lights & Anchor Light
- Hardtop, Fiberglass with Opening Canvas Section
- Mooring Cover – Available in Black Only
- Ski Tow Attachment (For Fiberglass Hardtop)
- Sunshade, Extended

ELECTRONICS

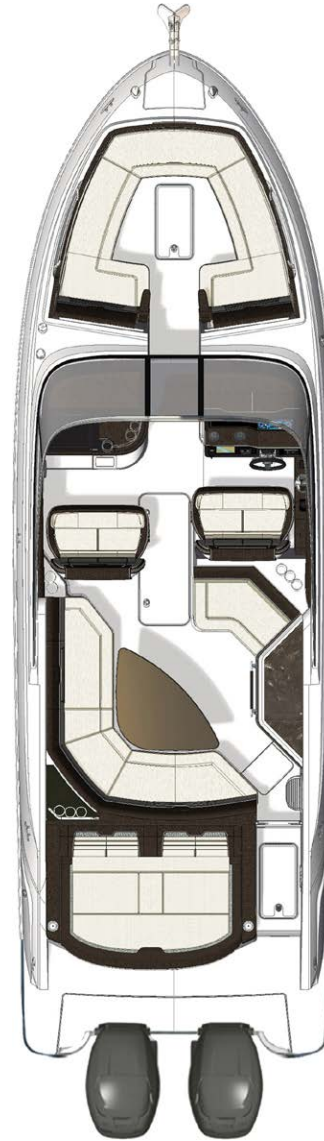
- Audio Upgrade, Fusion® Premier
 - NRX 300 Transom Remote
 - Signature Series Amplifiers (2)
 - Signature Series Speakers (6.5") – 4 Pairs
 - Signature Series Subwoofer (10")
 - Speakers with LED Lighting
- NAUTIC-ON™ Remote Monitoring (Shorepower Required)

- Simrad® SelectResponse™ Glass Dash with Mercury® VesselView® Link Data (12")
 - Active Trim control & monitoring
 - Chartplotter with Preloaded Charts (North America Only)
 - NAVIOP Digital Switching
 - Simrad® G012 (12") Touchscreen Displays (2)
 - Transducer with Depth, Water Temperature and Fishfinder
- Simrad RS40 VHF Radio with Antenna
- SiriusXM® Satellite Receiver (N/A outside North America)

ADDITIONAL OPTIONS

- Air Compressor For Water Toys
- Blue LED Lighting Package
- Bow Ladder with Hatch
- C E Option Group
- Cockpit Side Entry Step
- Docking Lights
- Dynamic Running Surface™ (Trim Tabs that Automatically Optimize Running Attitude and Trim, Delivering Stability and Performance that Exceed All Expectations)
- Electric Grill – 120v/60 (Requires Inverter)
- Electric Grill – 220v/50 (Requires Inverter)
- Fender Clips (6) – Quick Connect
- Flagpole with Base & US Flag
- Gray Water System
- Helm – Stainless Steel Footrest with Rubber Inserts
- Inverter – 12v To 120v/60 Cycle
- Inverter – 12v To 220v/50 Cycle
- Macerator with Seacock Interlock System
- On Board Battery Charger – 120v/60 To 12v
- On Board Battery Charger – 220v/50 To 12v
- Refrigerator, Cockpit 12v
- Remote Controlled 5" Spotlight
- Shorepower Package with Converter & Cord – 120v/60
- Shorepower Package with Converter & Cord – 220v/50
- Stainless Steel Anchor (Only Available with Windlass Option)
- Thru-Hull Underwater Lights – Blue
- Tower Speakers (Includes 2 Fusion® 8.8" Signature Series Can Speakers & 1400W Amp) (Only Available with Power Tower Option & Premier Audio Upgrade)

- VacuFlush Head System with Direct Overboard Discharge (Int'l)
- Water Heater (6 Gallons)
- Windlass – Rope/Chain with Galvanized Anchor



STANDARD SEATING PLAN

2022 PACKAGES

SLX 310/350/400



ELITE PLUS PACKAGE

	SLX 310	SLX 310 OB	SLX 350	SLX 350 OB	SLX 400	SLX 400 OB
Anchor, stainless steel	✓	✓	✓	✓	✓	✓
Dynamic Running Surface™	✓	✓	✓	✓	✓	✓
Fender clips	✓	✓	✓	✓	✓	✓
Hardtop, fiberglass with lights & anchor light	✓	✓	Standard	Standard	Standard	Standard
Hardtop, fiberglass with opening canvas section	✓	✓	✓	✓	✓	✓
Lighting package, LED RGB-W color-changing	✓	✓	✓	✓	✓	✓
Simrad® SelectResponse™ 12" dual displays	✓	✓	✓	✓		
Stereo upgrade, premier (spkr/subwoofer/amp)	✓	✓	✓	✓	✓	✓
Sunshade, extended	✓	✓	✓	✓	✓	✓
Swim platform with automated submersible step	✓		✓		✓	
Windlass (rope/chain with galvanized anchor)	✓	✓	Standard	Standard	Standard	Standard

DESIGN PACKAGE

	SLX 310	SLX 310 OB	SLX 350	SLX 350 OB	SLX 400	SLX 400 OB
Accent stripe – red	✓	✓	✓	✓	✓	✓
Dynamic Running Surface™	✓	✓	✓	✓	✓	✓
Gel coat – Grey Metallic	✓	✓	✓	✓		
Hardtop – black painted					✓	✓
Hardtop, fiberglass with lights & anchor light	✓	✓	Standard	Standard	Standard	Standard
Hardtop with true carbon fiber accents	✓	✓	✓	✓		
Helm with true carbon fiber accent panels	✓	✓	✓	✓	✓	✓
Hull paint – Shadow Metallic					✓	✓
Lighting package, LED RGB-W color-changing	✓	✓	✓	✓	✓	✓
Simrad® NSO evo3 16" dual displays					✓	✓
Simrad® SelectResponse™ 12" dual displays	✓	✓	✓	✓		
Steering wheel, upgraded	✓	✓	✓	✓	✓	✓
Stereo upgrade, premier (spkr/subwoofer/amp)	✓	✓	✓	✓	✓	✓
Upholstery – Stone with red accent stitching	✓	✓	✓	✓	✓	✓

SLXR PACKAGE

	SLX 310 OB	SLX 350 OB	SLX 400 OB
Twin Mercury® Racing 400R outboard engines	✓		
Twin Mercury® Racing 450R outboard engines		✓	
Triple Mercury® Racing 450R outboard engines			✓
Accent stripe – red	✓	✓	✓
Badging, SLX-R	✓	✓	✓
Dynamic Running Surface™	✓	✓	✓
Gel coat – Grey Metallic	✓		
Hardtop – black painted			✓
Hardtop, fiberglass with lights & anchor light	✓	Standard	Standard
Hardtop with true carbon fiber accents	✓	✓	
Helm with true carbon fiber accent panels	✓	✓	✓
Hull paint – Shadow Metallic		✓	✓
Lighting package, LED RGB-W color-changing	✓	✓	✓
Simrad® NSO evo3 16" dual displays			✓
Simrad® SelectResponse™ 12" dual displays	✓	✓	
Steering wheel, upgraded	✓	✓	✓
Stereo upgrade, premier (spkr/subwoofer/amp)	✓	✓	✓
Upholstery – Stone with red accent stitching	✓	✓	✓