

2026

SDX 230 OUTBOARD



Sea Ray 



## MAXIMUM ENJOYMENT

---

The SDX® 230 Outboard is the ultimate vessel for having fun, sharing smiles and creating memories. Whether anchoring for an island-side swim or hosting an intimate sunset cruise, this versatile boat is thoughtfully equipped with premium amenities to elevate any experience. Its spacious layout comfortably seats passengers with room to spare, integrated storage keeps gear secure, and powerful propulsion delivers confident handling. Aboard the SDX 230 Outboard, every detail has been considered to ensure you get the most out of your time on the water.







2026 SDX 230 OUTBOARD

Sea Ray®



## STANDARD SPECIFICATIONS



### STANDARD PROPULSION

Mercury® 200 FourStroke Outboard  
with DTS (200 hp / 149 kW) – black



### CRUISING SPEED

29–31 mph / 47–50 kph



### WIDE OPEN THROTTLE (WOT)

40–41 mph / 64–66 kph



### FUEL CAPACITY

60 gal / 227 L



### RANGE

166 mi / 267 km (cruising speed)  
126 mi / 203 km (WOT)



### LENGTH OVERALL

26'2" / 7.98 m with outboard



### BEAM

8'6" / 2.59 m



### BRIDGE CLEARANCE

5'4" / 1.63 m without tower  
8'0" / 2.44 m (optional)



### DRAFT

35" / 89 cm (outboard down)  
22" / 56 cm (outboard up)



### DRY WEIGHT

4,455 lb / 2,021 kg



### WATER READY WEIGHT

6,560 lb / 2,976 kg (fully optioned)



### DEADRISE

21°



### HOLDING TANK

2.6 gal / 10 L



### CAPACITY

13 people / 2,186 lb / 992 kg  
Maximum: 3,000 lb / 1,361 kg



1) Speed determined by GPS. Fuel consumption based on total usage by engines. MPG computed from MPH and GPH. Range based on 90% of total fuel capacity.

2) The performance data shown is valid only for the specific boat tested and the conditions that existed when the test was performed. Many factors may affect performance, including but not limited to, installation of certain options; vessel loading and trim; weather and sea conditions; and engine, propeller, and hull bottom conditions. Sea Ray makes no guarantee whatsoever that this performance will be repeated on this boat at a later date and/or at any time on a similarly equipped boat.

## AT A GLANCE

**A COCKPIT ENHANCEMENTS**  
The cockpit includes inductive charging stations (available with the Entertainment Bundle) and a table (available with the Comfort Bundle).

**B ADJUSTABLE SEATING**  
The helm and port companion seats feature convertible backrests that transform them into aft-facing loungers.

**C STARBOARD COMPARTMENT**  
The convenient starboard compartment can be used to store gear or upgraded to a head for uninterrupted boating.

**D OVERSIZED BOW**  
The bow offers lounge-style seating and an integrated cooler compartment to store drinks and snacks. Choose the Comfort Bundle to add a teak table and filler cushion.

**E BOW COMPARTMENT**  
The bow compartment provides anchor storage or can be upgraded to include a stainless steel four-step boarding ladder.





## AT A GLANCE

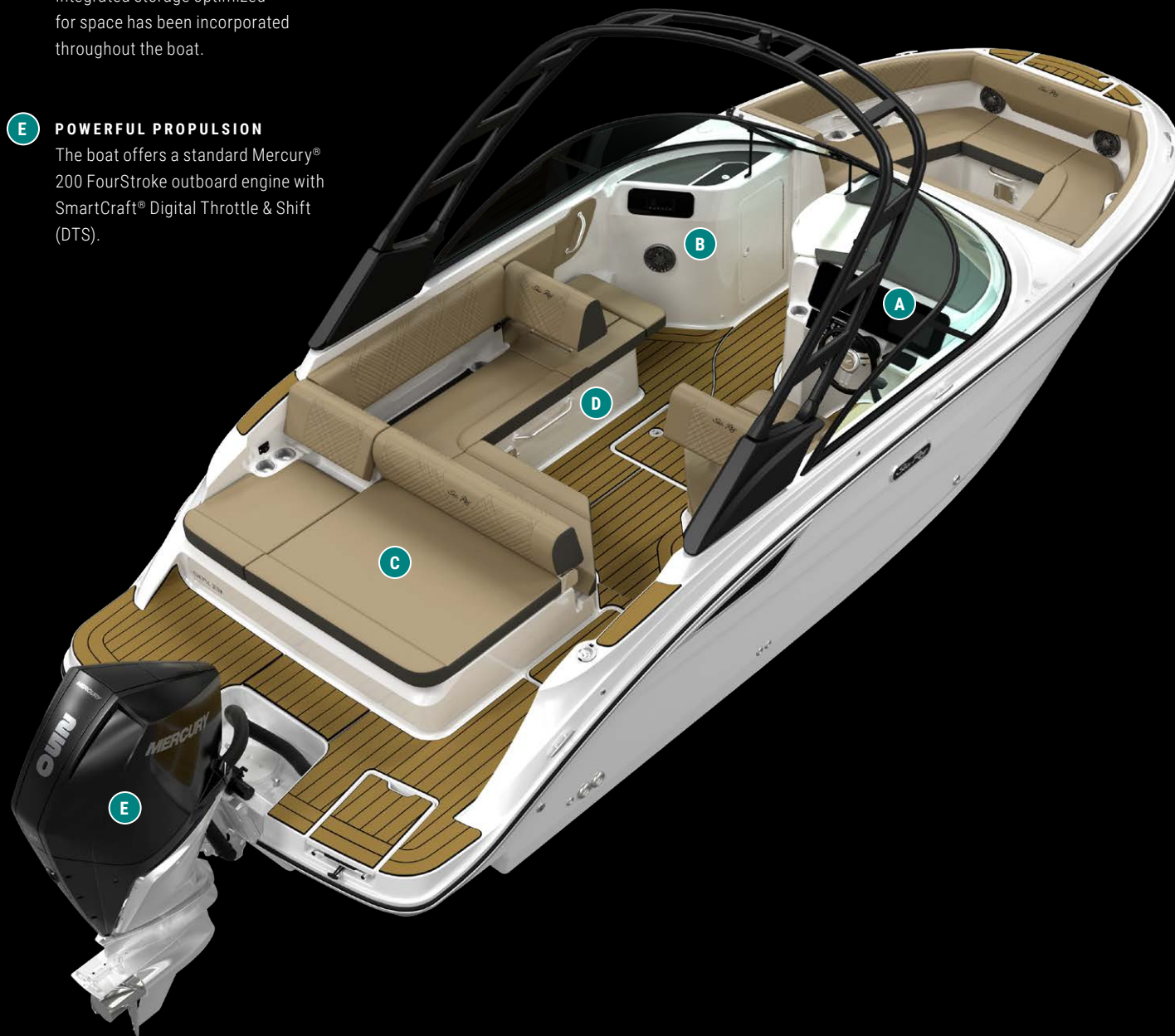
**A SEAMLESS CONTROL**  
The helm is equipped with a Digital Dash for effortless captaining, including a 9" Simrad® NSX® touchscreen display with Mercury® SmartCraft® Connect.

**B FUSION® AUDIO**  
Listen to music out on the water with premium sound from the Fusion® stereo or select the Entertainment Bundle for a Fusion® Premier audio system.

**C CONVERTIBLE SUNPAD**  
Presenting a spot to relax, the sunpad features a backrest that folds down to extend the area.

**D OPTIMIZED STORAGE**  
Integrated storage optimized for space has been incorporated throughout the boat.

**E POWERFUL PROPULSION**  
The boat offers a standard Mercury® 200 FourStroke outboard engine with SmartCraft® Digital Throttle & Shift (DTS).














# COLORS & MATERIALS

## EXTERIOR COLOR SCHEMES



Arctic White (standard)



Onyx Black



Horizon



Sea Ray Blue



Quantum Blue



Kingfisher Teal



Neo Mint Green



Rally Red



FULL HULL



HULL SIDE

Hull bottom available in Arctic White or Onyx Black only

## VINYL UPHOLSTERY COLORS



Dune (standard)  
Tan base with brown accents




Stone  
Light gray base with gray accents

## CANVAS



Sunbrella® Black

## BOW & COCKPIT FLOORING



Non-skid fiberglass (standard)



SeaDek® – Brown



SeaDek® – Gray




Infinity woven vinyl – Brown



Infinity woven vinyl – Gray

## SWIM PLATFORM FLOORING



Non-skid fiberglass (standard)



SeaDek® – Brown



SeaDek® – Gray



# STANDARD FEATURES

## BOW & COCKPIT

- Cup holders, stainless steel (13)
- Floor liner, fiberglass
- Lighting, LED (courtesy)
- Outlets, 12V accessory
- Outlets, USB-A & USB-C dual port (4)
- Self-bailing cockpit
- Side entry step (starboard cockpit)
- Vinyl, marine grade with mildew & UV protection

## DOORS

- Bow walkthrough with hinged windshield door & fiberglass block-off door
- Hatch for bilge access, gas-assisted
- Transom door, fiberglass

## SEATING

- Bow seating, U-shaped with removable cushions
- Cockpit social area
  - Aft L-shaped bench seating
  - Opposing starboard seating
- Helm seat, oversized with convertible backrest & flip-up bolster
- Port companion seat with convertible backrest & flip-up bolster
- Sunpad with convertible backrest

## STORAGE

- Bow compartment with anchor storage
- Bow storage, gas-assisted (in floor)
- Bow storage (under seating)
- Cockpit storage, gas-assisted (under seating)
- Integrated cooler or storage, fiberglass with drain (under bow seating)

## HULL & DECK

- Cleats, stainless steel through-bolted (8") – 6
- Deck fill plate, stainless steel
- Drain plug
- Entry access (port & starboard)
- Eyes, stainless steel (bow & stern)
- Handrails, stainless steel (bow & cockpit)
- Horn, built-in
- Light, removable (stern)
- Lights, navigation (stainless steel) – integrated into deck
- Rub rail, PVC with stainless steel insert
- Stringer system, fiberglass
- Swim platform, integral with deck-mounted stainless steel four-step swim ladder & grab handle
- Thru-hull fittings, stainless steel
- Windshield, tempered tinted curved glass

## STORAGE

- Glove box, lockable (port dash)
- Storage, gas-assisted with drain (transom walkway floor)
- Storage (under port console)
- Storage with lockable door (under helm)
  - Lighting, LED (courtesy)

## TECHNICAL

### ELECTRICAL

- Battery switches
- Fuse block

### FUSION® AUDIO SYSTEM

- RA210 AM/FM stereo (port dash)
  - Bluetooth™
  - Digital Signal Processing (DSP)
  - Wi-Fi audio streaming with Apple AirPlay® 2
- XS Series speakers (6.5") – 2 pairs

### HELM

- Alarm, engine (oil & water)
- Digital Dash (9")
  - Active Trim control & monitoring
  - Chartplotter with preloaded charts (North America only)
  - Mercury Marine® SmartCraft® Connect
  - Simrad® NSX® 9" touchscreen display
  - Transducer with depth, water temperature & fishfinder
- Mercury Marine® SmartCraft® Digital Throttle & Shift (DTS)
  - Active Trim speed-based automatic engine trim system with integrated GPS
  - Engine start / stop
- Steering, power-assisted with tilt wheel
- Switch panel with illuminated weatherproof chrome switches
- Tilt & trim, power

## MECHANICAL

### BILGE

- Bilge lighting, 12V
- Bilge pump, 1100 GPH 12V automatic (aft)
- Bilge storage (aft)
- Fire extinguisher discharge port
- Vents, integral

### FUEL SYSTEM

- Evaporative emissions fuel system
- Fuel lines, USCG compliant
- Fuel tank with anti-siphon valve & electric sending unit

### UNDERWATER GEAR

- Propellers, stainless steel



## OPTIONS & ACCESSORIES

### PROPULSION

- Mercury® 200 FourStroke Outboard with DTS (200 hp / 149 kW) – white
- Mercury® 250 Verado® V8 Outboard with DTS (250 hp / 186 kW) – black or white

### BOW & COCKPIT

- Boarding ladder, stainless steel concealable four-step (bow)
- Flooring, Infinity Luxury Woven Vinyl™ (snap-in)
- Flooring, SeaDek® (glue-down)

### HULL & DECK

- Interior upholstery upgrade for the head/under-helm compartment
  - Cushions
  - Headliner
- Ski tow pylon, removable
- Windshield wiper (starboard)

### HEAD

- Countertop, solid surface
- Pump-out head with holding tank
- Trash receptacle

### TOPS & CANVAS

- Accent panels for tower
- Bimini top & boot with stainless steel ball & socket
- Mooring cover – black
- Sunshade, manual with poles (bow seating)
- Watersports tower, electric folding with integrated Bimini top – black or white

### TECHNICAL

#### ELECTRICAL

- Battery charger, 12V onboard (triple bank)

#### ELECTRONICS

- 1st Mate™ Marine Safety & Security System (North America only)
- Fusion® tower speakers (only available with Entertainment Bundle)
  - Apollo™ Series monoblock amplifier for subwoofer (1400W)
  - Signature Series can speakers (8.8" – 2) – black or white

#### HELM

- Digital Dash, dual (9")
  - Active Trim control & monitoring
- Chartplotter with preloaded charts (North America only)
- Mercury Marine® SmartCraft® Connect
- Simrad® NSX® 9" touchscreen displays (2)
- Transducer with depth, water temperature & fishfinder

### MECHANICAL

#### UNDERWATER GEAR

- Trim tabs, electric with indicator

### TRAILERS

- Trailer, galvanized
- Trailer, painted

## BUNDLES

### COMFORT BUNDLE

- Filler cushion (bow)
- Table with dedicated storage, teak (bow)
- Table with dedicated storage, teak (cockpit)

### ENTERTAINMENT BUNDLE

#### ELECTRONICS

- Inductive charging stations (4)

#### FUSION® PREMIER AUDIO SYSTEM UPGRADE

- Apollo™ RA770 AM/FM stereo (port dash)
  - Apollo™ Series amplifier, 5-channel (1600W)
  - ARX remote unit (transom)
  - Bluetooth™
  - Digital Signal Processing (DSP)
  - Apollo™ Series speakers (7.7") – 3 pairs
  - Apollo™ Series subwoofer (10")
  - Wi-Fi audio streaming with Apple AirPlay® 2

### ESSENTIALS BUNDLE

- Cockpit & tonneau covers
- Fender clips, quick connect (6)
- Flagpole with base & U.S. flag
- Swim platform flooring, SeaDek® (glue-down)


### LIGHTING BUNDLE

- LED color-changing & white accent lighting package
  - Lighting for bow & cockpit
  - Underwater thru-hull (2 lights)
- Lights, docking



## COMFORT BUNDLE

Add a touch of luxury to your Sea Ray with stowable teak tables and a filler cushion that converts the bow into an expansive sunpad.



Bow filler cushion



Teak bow table



Teak cockpit table

## ENTERTAINMENT BUNDLE

Keep the fun going all day long with inductive charging stations and the next level in marine audio entertainment from Fusion®.




Fusion® Premier Audio system  
with Apollo™ RA770 stereo



ARX remote unit and Apollo™ Series speakers



Apollo™ Series subwoofer and speaker



Apollo™ Series bow speakers



## Cockpit and tonneau covers

## Cockpit and tonneau covers



Quick connect fender clips



Flagpole with base and U.S. flag



SeaDek® swim platform flooring

## LIGHTING BUNDLE

Transition from day to night during a sunset cruise or twilight excursion with illuminating features that enhance the ambience.



LED color-changing and white accent lighting package



Docking lights



## LAYOUT



DECK / COCKPIT



AT SEA RAY, WE BELIEVE THAT RICHER MOMENTS ON THE  
WATER LEAD TO A RICHER LIFE. THAT'S WHY EVERYTHING  
WE DO IS DESIGNED TO MAKE EACH MOMENT EXCEPTIONAL.

07112025

© 2025 Sea Ray Boats | 800 South Gay Street, Suite 1500, Knoxville, TN 37929 | [searay.com](http://searay.com)

*Features, options and specifications are subject to change and may vary for different model years. Some accessories may not be available (a) as standard features or upgradeable options, or (b) when a boat is built for regions outside of North America and/or has CE certification. Confirm specifications and availability of features and options with an authorized Sea Ray dealer.*

