

2025

SPX 190




Sea Ray 



## *THE ULTIMATE IN FUN*

---

Attracting attention out on the water, the SPX® 190 boasts a head-turning design plus impressive power, enhanced technologies and an abundance of inviting standard amenities. The vessel provides exceptional access to aquatic entertainment with a spacious cockpit, an intuitive helm equipped for simplified captaining and features like a large in-floor storage compartment that makes accessing gear easy. Promising endless excitement, the SPX 190 delivers the ultimate in fun.







2025 SPX 190

*Sea Ray*

## STANDARD SPECIFICATIONS



### STANDARD PROPULSION

Mercury® MerCruiser® 4.5L MPI ECT  
Alpha One® (200 hp / 149 kW)



### CRUISING SPEED

30–31 mph / 48–50 kph



### WIDE OPEN THROTTLE (WOT)

44–46 mph / 71–74 kph



### FUEL CAPACITY

29 gal / 110 L



### RANGE

90 mi / 145 km (cruising speed)  
65 mi / 105 km (WOT)



### LENGTH OVERALL

19'7" / 5.97 m



### BEAM

8'4" / 2.54 m



### BRIDGE CLEARANCE

4'4" / 1.32 m without tower  
7'3" / 2.21 m with tower (optional)



### DRAFT

36" / 91 cm (sterndrive down)  
18" / 46 cm (sterndrive up)



### DRY WEIGHT

3,527 lb / 1,600 kg



### WATER READY WEIGHT

3,782 lb / 1,715 kg (fully optioned)



### DEADRISE

19°



### CAPACITY

10 people / 1,550 lb / 703 kg  
Maximum: 1,650 lb / 748 kg



- 1) Speed determined by GPS. Fuel consumption based on total usage by engines. MPG computed from MPH and GPH. Range based on 90% of total fuel capacity.  
2) The performance data shown is valid only for the specific boat tested and the conditions that existed when the test was performed. Many factors may affect performance, including but not limited to, installation of certain options; vessel loading and trim; weather and sea conditions; and engine, propeller, and hull bottom conditions. Sea Ray makes no performance guarantees.



## AT A GLANCE

**A VERSATILE BOW**  
The bow offers U-shaped seating with room to kick back. Choose the Comfort Bundle to convert the space into a sunpad with a bow filler cushion and block-off backrest.

**B PORT COMPANION SEAT**  
The port companion seat features a convertible backrest that transforms it from a forward-facing seat to an aft-facing lounger.

**C COCKPIT SEATING**  
Delivering maximum comfort, the cockpit showcases luxurious seating with a quilted upholstery pattern and L-shaped bench seating optimized for space.

**D ELEVATED WINDSHIELD DESIGN**  
The cockpit has been enhanced with sophisticated yet practical details, such as a curved windshield designed for improved visibility.

**E OPTIMIZED STORAGE**  
Integrated storage optimized for space has been incorporated throughout the boat.



## AT A GLANCE

### **A CONFIDENT CONTROL**

Presenting simplified captaining, the helm is equipped with a Digital Dash, including a 7" Simrad® NSX® touchscreen display and Mercury® SmartCraft® Connect for intuitive engine monitoring.

### **B FUSION® AUDIO**

Set the mood for a wonderful day out on the waves with premium sound from the Fusion® stereo, or select the Entertainment Bundle for a Fusion® Premier audio system.

### **C PLUSH SUNPAD**

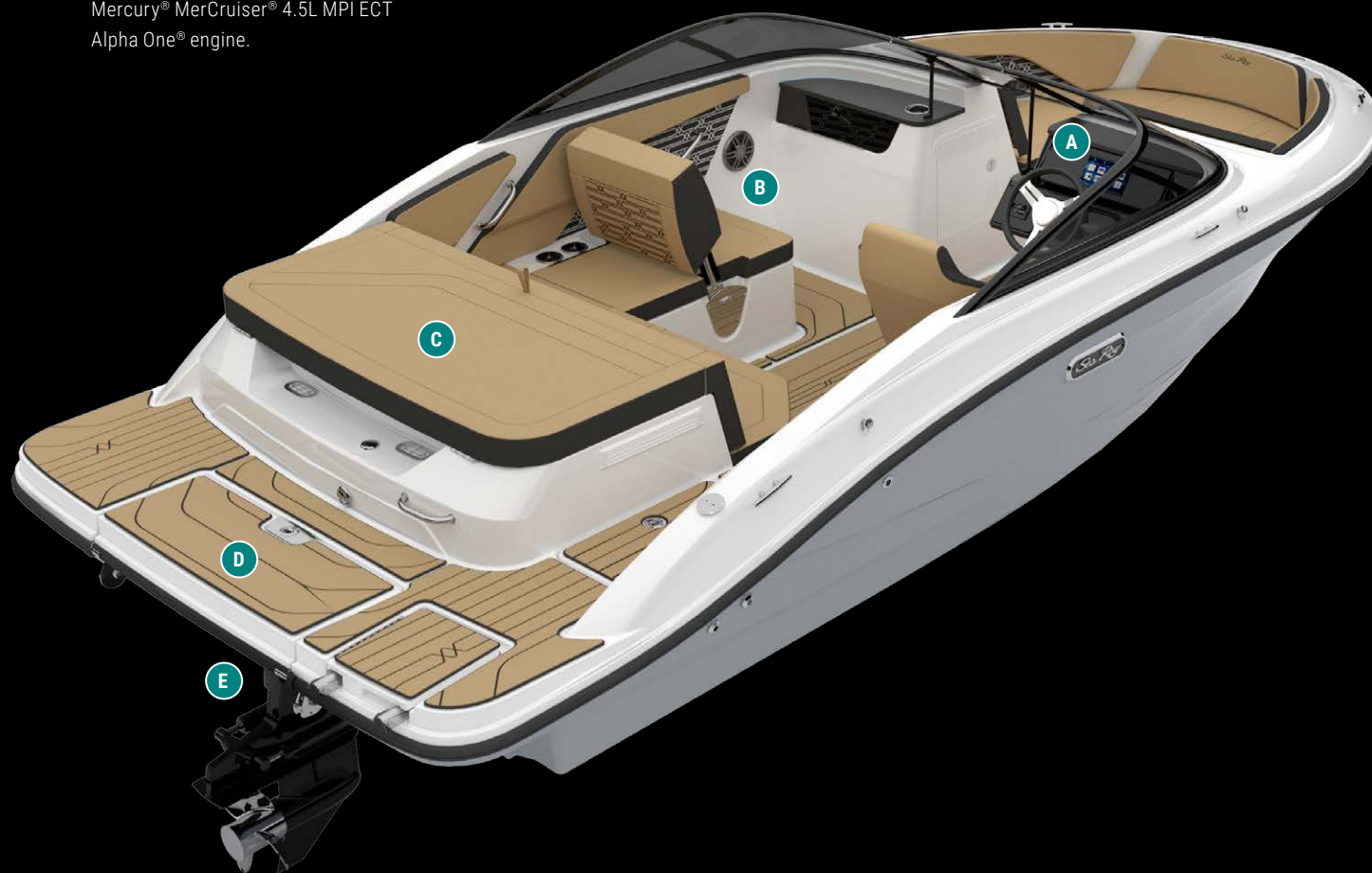
The transom sunpad offers an inviting place to relax whether lounging in the sun or taking in the sights along the water.

### **D SWIM PLATFORM**

The water is easily accessible from the swim platform with an optional manual submersible step.

### **E STERNDRIVE POWER**

The boat is propelled by a standard Mercury® MerCruiser® 4.5L MPI ECT Alpha One® engine.







2025 SPX 190

*Sea Ray*








# COLORS & MATERIALS

## EXTERIOR COLOR SCHEMES



Arctic White (standard)



Onyx Black



Horizon



Sea Ray Blue



Rally Red



Teal



FULL HULL



HULL SIDE

Hull bottom available in Arctic White or Onyx Black only

## VINYL UPHOLSTERY COLORS



Dune (standard)  
Tan base with black accents




Stone  
Light gray base with black accents

## CANVAS




Sunbrella® Black

## BOW & COCKPIT FLOORING



Non-skid fiberglass (standard)



SeaDek® – Brown



SeaDek® – Gray




Infinity woven vinyl – Brown




Infinity woven vinyl – Gray

## SWIM PLATFORM FLOORING



Non-skid fiberglass (standard)



SeaDek® – Brown



SeaDek® – Gray

# STANDARD FEATURES

## BOW & COCKPIT

- Cup holders, stainless steel (8)
- Floor liner, fiberglass
- Lighting, LED (courtesy)
- Outlet, 12V accessory (helm)
- Outlets, USB-A & USB-C dual port (2)
- Vinyl, marine grade with mildew & UV protection

## DOORS

- Bow walkthrough with hinged windshield door
- Hatch for bilge access, gas-assisted
- Transom door, fiberglass

## SEATING

- Bow seating, U-shaped with removable cushions
- Cockpit social area
  - Aft L-shaped bench seating
- Helm bucket seat with swivel, slider & flip-up bolster
- Port companion seat with convertible backrest
- Sunpad

## STORAGE

- Bow storage (under seating)
- Cockpit storage (under seating)
- Integrated cooler or storage, fiberglass with drain (under cockpit seating)
- Side panel tubs (cockpit)
- Storage, gas-assisted (cockpit floor)

## HULL & DECK

- Cleats, stainless steel through-bolted (6") – 6
- Deck fill plate, stainless steel
- Drain plug, brass-threaded (garboard)
- Eyes, stainless steel (bow & stern)
- Handrails, stainless steel (bow & cockpit)
- Horn, built-in
- Light, removable (stern)
- Lights, navigation (stainless steel)
- Rub rail, PVC with stainless steel insert
- Ski tow eye, stainless steel (transom)
- Stringer system, fiberglass
- Swim platform, integral with deck-mounted stainless steel four-step swim ladder & grab handle
- Thru-hull fittings, stainless steel
- Windshield, tempered tinted curved glass

## STORAGE

- Anchor storage
- Glove box, lockable (port console door)
- Storage (transom walkway floor)
- Transom storage for gear with gas-assisted fiberglass lid (under sunpad)

## TECHNICAL

### ELECTRICAL

- Battery switch, single
- Battery switch, dual
- Fuse block

### FUSION® AUDIO SYSTEM

- AM/FM stereo (helm)
  - Bluetooth™
- Digital Signal Processing (DSP)
- Wi-Fi audio streaming with Apple AirPlay
- XS Series speakers (6.5") – 2 pairs

## HELM

- Alarm, engine (oil & water)
- Digital Dash (7")
  - Chartplotter with preloaded charts (North America only)
- Mercury Marine® SmartCraft® Connect
- Simrad® NSX® 7" touchscreen display
- Transducer with depth, water temperature & fishfinder
- Mercury Marine® throttle & shift
- Steering, power-assisted with tilt wheel
- Switch panel with illuminated weatherproof chrome switches
- Tilt & trim, power

## MECHANICAL

### BILGE

- Bilge pump, 1100 GPH 12V automatic (aft)
- Blower, 12V
- Oil filter, remote
- Vents, integral with water management system
- Fire suppression system, automatic with manual override

### FUEL SYSTEM

- Evaporative emissions fuel system
- Fuel lines, USCG compliant
- Fuel tank with anti-siphon valve & electric sending unit

### UNDERWATER GEAR

- Propeller, aluminum



## OPTIONS & ACCESSORIES

### PROPULSION

- Mercury® MerCruiser® 4.5L MPI ECT\* Alpha One® (250 hp / 186 kW)
- \* *Non-catalyzed engines available for select international markets. Consult your local dealer for availability.*

### BOW & COCKPIT

- Flooring, Infinity Luxury Woven Vinyl™ (snap-in)
- Flooring, SeaDek® (glue-down)

### HULL & DECK

- Swim platform with manual submersible step
- Transom Shower

### TOPS & CANVAS

- Bimini top & boot with stainless steel ball & socket
- Mooring cover – black
- Watersports tower, manual with integrated Bimini top

### MECHANICAL

#### BILGE

- Digital Dash NSX 3012 UltraWide

## PACKAGE

### CAPTAIN'S PACKAGE

- Round Cockpit Table, Teak
- Bow Filler Cushion with forward Walk
- Bimini Top w/Boot, Stainless
- Fender Clips
- Canvas, Cockpit and Tonneau cover
- Transom Shower
- Bow washdown
- Docking Lights
- Flagpole

### ENTERTAINMENT

#### FUSION® PREMIER AUDIO SYSTEM UPGRADE


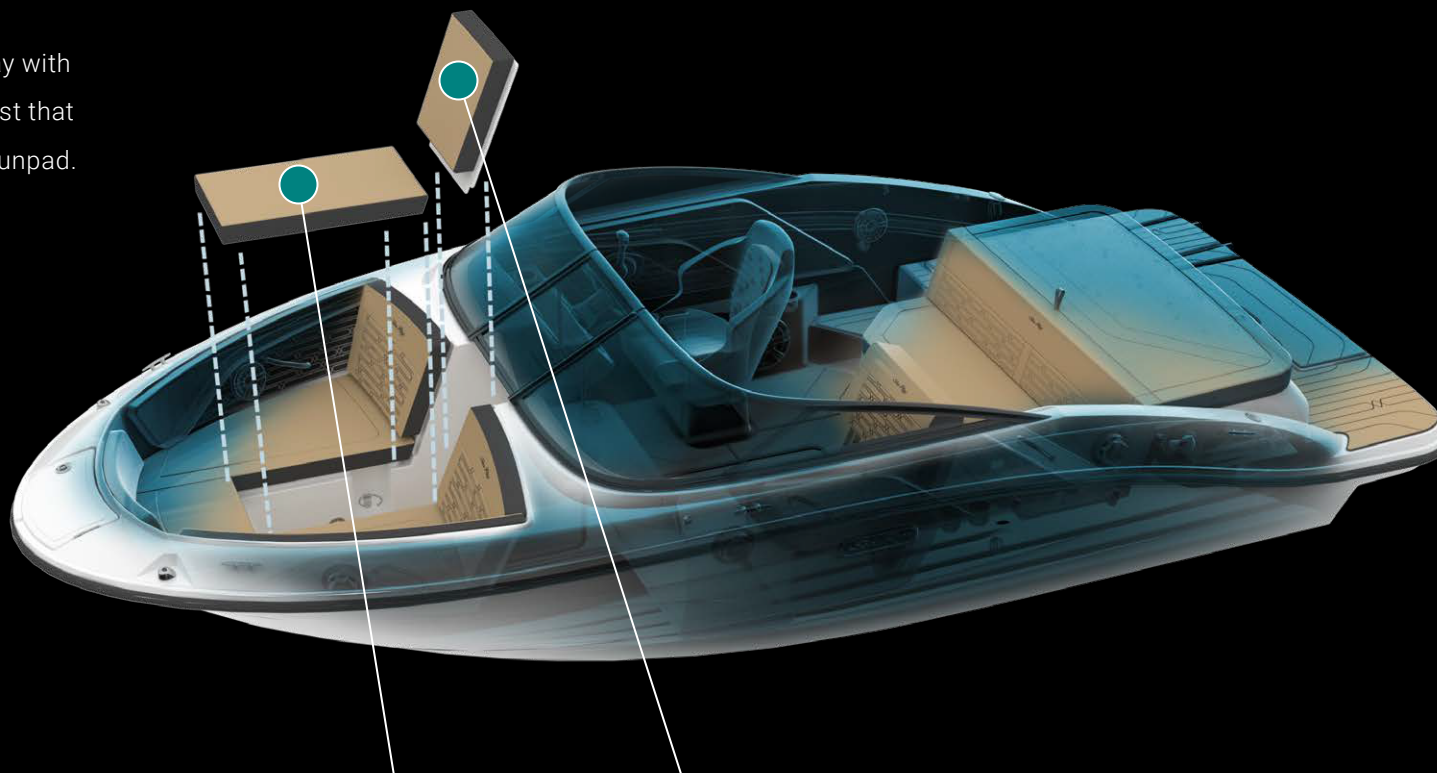
- Apollo™ SRX400 AM/FM stereo (helm)
  - Apollo™ Series amplifier, 5-channel (1600W)
  - Bluetooth™
  - Digital Signal Processing (DSP)
  - Signature Series speakers (6.5") – 2 pairs
  - Signature Series subwoofer (10")
  - Wi-Fi audio streaming with Apple AirPlay® 2

#### LIGHTING

- Lighting package, LED – blue

## CAPTAIN'S PACKAGE

Add a touch of luxury to your Sea Ray with a filler cushion and block-off backrest that convert the bow into an expansive sunpad.



Bow filler cushion



Bow filler cushion and block-off backrest




## ENTERTAINMENT

Elevate your experience on the water with the next level in marine audio entertainment from Fusion® and blue LED accent lighting.

Blue LED lighting package

Fusion® Premier Audio system with Apollo™ SRX400 stereo



Signature Series transom speaker



Signature Series subwoofer




Signature Series bow speaker

## CAPTAIN'S PACKAGE

For a superior boating experience, elevate your Sea Ray with some of the most popular accessories requested by boaters.

Cockpit and tonneau covers



Quick connect fender clips



SeaDek® swim platform flooring



# LAYOUT



DECK / COCKPIT



AT SEA RAY, WE BELIEVE THAT RICHER MOMENTS ON THE  
WATER LEAD TO A RICHER LIFE. THAT'S WHY EVERYTHING  
WE DO IS DESIGNED TO MAKE EACH MOMENT EXCEPTIONAL.

02052025

© 2024 Sea Ray Boats | 800 South Gay Street, Suite 1500, Knoxville, TN 37929 | [searay.com](http://searay.com)

Features, options and specifications are subject to change and may vary for different model years. Some accessories may not be available (a) as standard features or upgradeable options, or (b) when a boat is built for regions outside of North America and/or has CE certification. Confirm specifications and availability of features and options with an authorized Sea Ray dealer.

