

2025

SUNDANCER 320 OUTBOARD



Sea Ray 

## *COMFORT ELEVATED*

---

The Sundancer® 320 Outboard combines the values of a cruiser and a bowrider in a brilliant package. It delivers effortless command and maximizes the use of onboard space in three entertainment zones. Spaces include a robust lounge area, an open cockpit with convertible seating and an expansive cabin. Ideal for day trips or overnight stays, the beautifully designed cabin features accommodations for four and relaxing interior spaces for escaping the elements. It's also available in an open coupe model offering a full windshield and standard side windows, and a coupe model offering a full windshield and full side windows.





2025 SUNDANCER 320 OUTBOARD

*Sea Ray*

# STANDARD SPECIFICATIONS



## STANDARD PROPULSION

Twin Mercury® 350 Verado® V10 Outboards with Joystick Piloting, DTS & e-Steering (T-350 hp / 261 kW) – black



## CRUISING SPEED

28–30 mph / 45–48 kph



## WIDE OPEN THROTTLE (WOT)

47–49 mph / 76–79 kph



## FUEL CAPACITY

220 gal / 833 L



## RANGE

210 mi / 338 km (cruising speed)  
129 mi / 208 km (WOT)



## LENGTH OVERALL

34'9" / 10.59 m with outboards  
36'4" / 11.07 m with outboards & anchor



## BEAM

10'7" / 3.23 m



## BRIDGE CLEARANCE

8'11" / 2.72 m without radar  
10'11" / 3.33 m with radar



## DRAFT

44" / 112 cm (outboards down)  
32" / 81 cm (outboards up)



## DRY WEIGHT

14,566 lb / 6,607 kg



## WATER READY WEIGHT

16,186 lb / 7,342 kg (fully optioned)



## DEADRISE

21°



## WATER CAPACITY

32 gal / 121 L



## HOLDING TANK

27 gal / 102 L



## YACHT CERTIFIED



## SLEEPS FOUR



1) Speed determined by GPS. Fuel consumption based on total usage by engines. MPG computed from MPH and GPH. Range based on 90% of total fuel capacity.  
2) The performance data shown is valid only for the specific boat tested and the conditions that existed when the test was performed. Many factors may affect performance, including but not limited to, installation of certain options; vessel loading and trim; weather and sea conditions; and engine, propeller, and hull bottom conditions. Sea Ray makes no performance guarantees.

## AT A GLANCE

**A HARDTOP OPTIONS**  
Choose from the standard hardtop, the optional open coupe hardtop with a full windshield and standard side windows, or the optional coupe hardtop (shown) with a full windshield and full side windows.

**B SUN PROTECTION**  
The boat is available with an optional opening canvas section for the fiberglass hardtop and an optional sunshade that provides coverage for the bow seating area.

**C CRUISE IN COMFORT**  
The bow offers a broad lounge seating area with adjustable headrests and foldable armrests. Add an optional table to transform it to a dining space.

**D CONVENIENT STORAGE**  
From compartments located throughout the bow to convenient side panel tubs, the boat features plenty of places to stow your gear.

**E AMENITIES BELOW DECK**  
Perfect for spending the night offshore or a weekend getaway, the cabin includes a day galley, head and accommodations for four.



## AT A GLANCE

**A ELECTRONICS UPGRADE**  
Equip your boat with your favorite electronics including an optional Simrad® RS40 VHF radio with antenna, optional Simrad® HALO24 radar and optional SiriusXM® satellite receiver.

**B DUAL DIGITAL DASH**  
The Digital Dash places control at your fingertips with dual 9" Simrad® NSX® touchscreen displays or optional dual 12" Simrad® NSX® touchscreen displays.

**C FUSION® AUDIO**  
Listen to music out on the water with premium sound from the Fusion® Apollo RA770 audio system or optional upgraded Fusion® Premier audio system.

**D REFRESHMENTS WITHIN REACH**  
Prepare drinks and snacks at the cockpit table (stowed) and wet bar offering a sink, optional Kenyon grill and optional refrigerator.

**E SWIM PLATFORM**  
Transition from the boat to the water with ease on the spacious swim platform with a stainless steel four-step swim ladder.

**F THRILLING OUTBOARD POWER**  
The boat is powered by standard twin Mercury® 350 Verado® V10 outboard engines with Joystick Piloting, SmartCraft® Digital Throttle & Shift (DTS) and e-Steering.





2025 SUNDANCER 320 OUTBOARD

*Sea Ray*





# COLORS & MATERIALS

## EXTERIOR COLOR SCHEMES



Arctic White (standard)



Onyx Black



Horizon



Sea Ray Blue



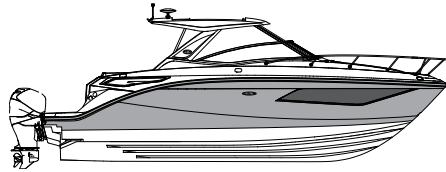
Quantum Blue



Kingfisher Teal



**FULL HULL**



**HULL SIDE**

*Hull bottom available in Arctic White only*



**BOOT STRIPE**

*Available in Arctic White, Onyx Black or Horizon only*

## VINYL UPHOLSTERY COLORS



Ivory (standard)  
*White base with brown accents*




Dune  
*Tan base with brown accents*



Stone  
*Light gray base with gray accents*

## CANVAS




Sunbrella® Black



Corian® Limestone Prima

## WET BAR

## BOW & COCKPIT FLOORING



Non-skid fiberglass (standard)



SeaDek® – Dune



SeaDek® – Moonrock



Teak




Infinity woven vinyl – Brown



Infinity woven vinyl – Gray

## SWIM PLATFORM FLOORING



Non-skid fiberglass (standard)



SeaDek® – Dune or Moonrock




Teak


## CABIN MATERIALS



**GALLEY CABINETS**  
Driftwood



**CABIN FLOORING**  
Titan Greige



**CABIN ACCENT VINYL**  
Seaside Pebble



**CABIN ACCENT FABRIC**  
R-Bond Linen



**CABIN SEATING**  
R-Bond Linen




**ACCENT PILLOWS**  
Metro Vanilla



**HEAD FLOORING**  
Limestone tile



**HEAD BACKSPLASH**  
Oyster Greige



**HEAD COUNTERTOP**  
Corian® Earth



# STANDARD FEATURES

## BOW & COCKPIT

- Cup holders, stainless steel (11)
- Floor liner, fiberglass
- Lighting, LED (courtesy)
- Outlets, 12V accessory (bow & helm) – 5
- Outlet, 120V GFCI
- Outlets, USB-A & USB-C dual port (3)
- Self-bailing cockpit
- Steps, boarding (integrated)
- Table, fiberglass with dedicated storage (cockpit)

## DOORS

- Bow walkthrough with hinged windshield door & fiberglass block-off door
- Cabin entry door, sliding lockable
- Engine room hatch, electrically actuated with emergency pull handle & prop rod
- Transom door, acrylic with stainless steel frame & hardware

## SEATING

- Bow lounge seating with adjustable headrests & foldable armrests
- Cockpit social area
  - Aft L-shaped bench seating
  - Opposing starboard bench seating
- Helm bucket seats (dual) with flip-up bolsters
- Port companion bench seat with convertible backrest

## STORAGE

- Bow storage
- Cockpit storage (under seating)
- Cooler storage (cockpit)
- Side panel tubs

## WET BAR

- Countertop, solid surface
- Handrail, stainless steel
- Outlet, 120V GFCI
- Sink, stainless steel with hot & cold faucet
- Trash receptacle, pull-out

## HULL & DECK

- Bow rail, stainless steel
- Cleats, stainless steel through-bolted (10") – 8
- Curtains (front, side & aft) with tonneau cover & canvas storage bag
- Deck fill plates, stainless steel
- Drain plug, brass-threaded (garboard)
- Entry access (port & starboard)
- Eyes, stainless steel (bow & stern)
- Handrails, stainless steel (cockpit)
- Hardtop, fiberglass
- Horn, stainless steel
- Hull windows, acrylic
- Light, foldable (stern)
- Lights, navigation (stainless steel)
- Rub rail, PVC with stainless steel insert
- Stringer system, fiberglass
- Swim platform, integral with undermount stainless steel four-step swim ladder & grab handles
- Thru-hull fittings, stainless steel
- Windshield, tempered tinted glass
- Windshield wiper (starboard)

## STORAGE

- Anchor storage
- Storage for dock lines, fenders & gear (transom wall)

## CABIN

- Lighting, LED (courtesy & accent)
- Steps with aluminum frame & teak treads (cabin entry)

## DAY GALLEY

- Microwave
- Outlet, 120V GFCI
- Refrigerator, dual-voltage
- Storage cabinets, lower

## HEAD

- Door, lockable
- Exhaust vent, 12V
- Flooring & backsplash, tile
- Full fiberglass enclosure
- Handrail, stainless steel
- Lighting, LED (courtesy)
- Medicine cabinet with mirrored doors
- Outlet, 120V GFCI
- Shower curtain
- Sink, vessel with faucet & shower wand
- Toilet paper holder
- Towel hook
- VacuFlush® head with holding tank
- Vanity with solid surface countertop & storage
- Window, ventilation

## MID-BERTH

- Beds, twin (2) with sheet set (converts into queen bed with storage underneath)
- Carbon monoxide monitor
- Curtains, privacy
- Outlet, 12V accessory
- Outlet, 120V GFCI
- Pillows, accent
- Storage, in-floor
- Storage cabinets & lockers with shelves

## SALON / V-BERTH

- Carbon monoxide monitor
- Outlet, 12V accessory
- Outlet, 120V GFCI
- Outlet, USB-A & USB-C dual port
- Pillows, accent
- Seating, V-shaped (converts with filler cushion into sleeper for 2 with storage underneath)
- Shades, pleated (hull windows)
- Table, dinette (solid wood)

## TECHNICAL

### ELECTRICAL

- Battery charger, 12V onboard
- Battery switches, remote
- Electrical system, 120V 60Hz
- Fuse block
- Isolator, galvanic
- Main distribution panel, AC/DC with voltage & current meters
- Shorepower, 120V 30A with (2) 50' cords

## **FUSION® AUDIO SYSTEM**

- Apollo™ RA770 AM/FM stereo (helm)
  - Apollo™ Series amplifier, 4-channel (1200W)
  - Bluetooth™
  - Digital Signal Processing (DSP)
  - NRX300 remote unit (cabin)
  - Wi-Fi audio streaming with Apple AirPlay® 2
  - XS Series speakers (6.5") – 3 pairs

## **HELM**

- Alarm, high water
- Digital Dash, dual (9")
  - Active Trim control & monitoring
  - Chartplotter with preloaded charts (North America only)
  - Mercury Marine® SmartCraft® Connect
  - Simrad® NSX® (9") touchscreen displays (2)
  - Transducer with depth, water temperature & fishfinder
- Mercury Marine® Joystick Piloting for Outboards
- Mercury Marine® SmartCraft® Digital Throttle & Shift (DTS)
  - Active Trim speed-based automatic engine trim system with integrated GPS
  - Engine start / stop
- Parallel start system with battery parallel
- Steering, power-assisted with Isotta Vertice tilt wheel
- Switch panel with illuminated weatherproof stainless steel switches
- Tilt & trim, power

## **MECHANICAL**

### **BILGE**

- Bilge pump, 1100 GPH 12V automatic high-water (mid-ship)
- Bilge pumps, 1700 GPH 12V automatic (aft)
- Bilge storage, finished (aft)
- Fire suppression system, automatic with manual override
- Sump box with automatic pump (mid-ship) for shower
- Vents, integral

### **FUEL SYSTEM**

- Evaporative emissions fuel system
- Fuel lines, USCG compliant
- Fuel tank with anti-siphon valve & electric sending unit

### **UNDERWATER GEAR**

- Propellers, stainless steel
- Variable Running Surface (trim tabs)

### **WASTE SYSTEM**

- Holding tank level indicator (main distribution panel)
- Holding tank with dockside pump-out, 28 gal

### **WATER SYSTEM**

- Freshwater spigot
- Shower, hot & cold (transom)
- Water heater, 6 gal
- Water inlet, dockside
- Water manifold system
- Water pressure system with 12V pump & filtration
- Water tank, 32 gal

## **OPTIONS & ACCESSORIES**

### **PROPULSION**

- Twin Mercury® 350 Verado® V10 Outboards with Joystick Piloting, DTS & e-Steering (T-350 hp / 261 kW) – white
- Twin Mercury® 400 Verado® V10 Outboards with Joystick Piloting, DTS & e-Steering (T-400 hp / 298 kW) – white

### **BOW & COCKPIT**

- Filler cushion (cockpit)
- Flooring, Infinity Luxury Woven Vinyl™ (snap-in)
- Flooring, SeaDek® (glue-down)
- Flooring, teak
- Kenyon grill (wet bar)
- Refrigerator, dual-voltage (wet bar)
- Table, fiberglass with teak overlay (cockpit)
- Table with dedicated storage (bow)

### **HULL & DECK**

- Open coupe enclosure
  - Bow walkthrough with sliding windshield door & hinged fiberglass block-off door
  - Curtains (aft, aft side & side) with tonneau cover & canvas storage bag
  - Windshield, tempered tinted glass with single forward pane

- Coupe enclosure (adds 100 lb / 45.36 kg)
  - Bow walkthrough with sliding windshield door & hinged fiberglass block-off door
  - Curtains (aft & aft side) with tonneau cover & canvas storage bag
  - Windows, full (port & starboard) with electric opening vents
  - Windshield, tempered tinted glass with single forward pane
- All-chain option for windlass
- Anchor, stainless steel (only available with windlass option)
- Bow rail, stainless steel split
- Fender clips, quick connect (6)
- Flagpole with base & U.S. flag
- Swim platform flooring, SeaDek® (glue-down)
- Swim platform flooring, teak
- Windlass with rope, chain, galvanized anchor & bow washdown (adds 17" / 0.48 m)
- Windshield defroster (required with coupe enclosure)

### **TOPS & CANVAS**

- Cockpit cover (only available with standard windshield)
- Opening canvas section, manual for fiberglass hardtop
- Ski tow attachment for fiberglass hardtop
- Sunshade, automated extended SureShade® for fiberglass hardtop (aft)
- Sunshade, manual with poles (bow seating)

## CABIN

- Portlights, opening (salon / V-berth)
- Telescopic pedestal mount for dinette table (salon / V-berth)

## TECHNICAL

### ELECTRICAL

- Electrical system, 220V 50Hz
- Generator, gas (7.5 kW)
- Inverter, 12V

### ELECTRONICS

- 1st Mate™ Marine Safety & Security System
- Simrad® HALO24 radar
- Simrad® RS40 VHF radio with antenna
- SiriusXM® satellite receiver (North America only; subscription required)
- TV, smart (mid-berth)
- TV, smart (salon / V-berth)

### FUSION® PREMIER AUDIO SYSTEM UPGRADE

- Apollo™ RA770 AM/FM stereo (helm)
  - Apollo™ Series amplifier, 6-channel (1800W)
  - Bluetooth™
  - Digital Signal Processing (DSP)
  - NRX300 remote units (bow & transom) – 2
  - Signature Series speakers (6.5") – 3 pairs
  - Signature Series subwoofer (10")
  - Wi-Fi audio streaming with Apple AirPlay® 2
- Apollo™ SRX400 AM/FM stereo (cabin)
  - Bluetooth™
  - Digital Signal Processing (DSP)
  - Signature Series speakers (6.5") – 1 pair
  - Wi-Fi audio streaming with Apple AirPlay® 2

### HELM

- Digital Dash, dual (12")
  - Active Trim control & monitoring
  - Chartplotter with preloaded charts (North America only)
  - Mercury Marine® SmartCraft® Connect
  - Simrad® NSX® 12" touchscreen displays (2)
  - Transducer with depth, water temperature & fishfinder

### LIGHTING

- LED RGB-W color-changing & white accent lighting package
  - Lighting for bow, cockpit & hardtop
  - Underwater thru-hull (3 lights)
- Lights, docking
- Spotlight, remote controlled

## MECHANICAL

### AIR CONDITIONING & HEATING

- A/C & heating (cabin: 12,000 BTU)
- A/C & heating (cockpit: 16,000 BTU; cabin: 12,000 BTU)

### UNDERWATER GEAR

- Dynamic Running Surface™ (trim tabs that automatically optimize running attitude & trim, delivering stability & performance)

### WASTE SYSTEM

- Gray water system
- Macerator with seacock interlock system

## INTERNATIONAL SYSTEMS

- CE certification

*Some features and options may not be available when a boat is built for regions outside North America and/or has CE certification. Boats ordered with 220V 50Hz electrical systems will have the appropriate appliances in the corresponding voltage.*

# LAYOUTS



**DECK / COCKPIT**



**CABIN**  
*Seating configuration*



**CABIN**  
*Sleeper configuration*



AT SEA RAY, WE BELIEVE THAT RICHER MOMENTS ON THE  
WATER LEAD TO A RICHER LIFE. THAT'S WHY EVERYTHING  
WE DO IS DESIGNED TO MAKE EACH MOMENT EXCEPTIONAL.

09202024

© 2024 Sea Ray Boats | 800 South Gay Street, Suite 1500, Knoxville, TN 37929 | [searay.com](http://searay.com)

*Features, options and specifications are subject to change and may vary for different model years. Some accessories may not be available (a) as standard features or upgradeable options, or (b) when a boat is built for regions outside of North America and/or has CE certification. Confirm specifications and availability of features and options with an authorized Sea Ray dealer.*

